

# Bond® Blocks

## Addition and Subtraction Kit

# Whole Class Teaching



Planner





# Addition and Subtraction Kit

## Response to Intervention

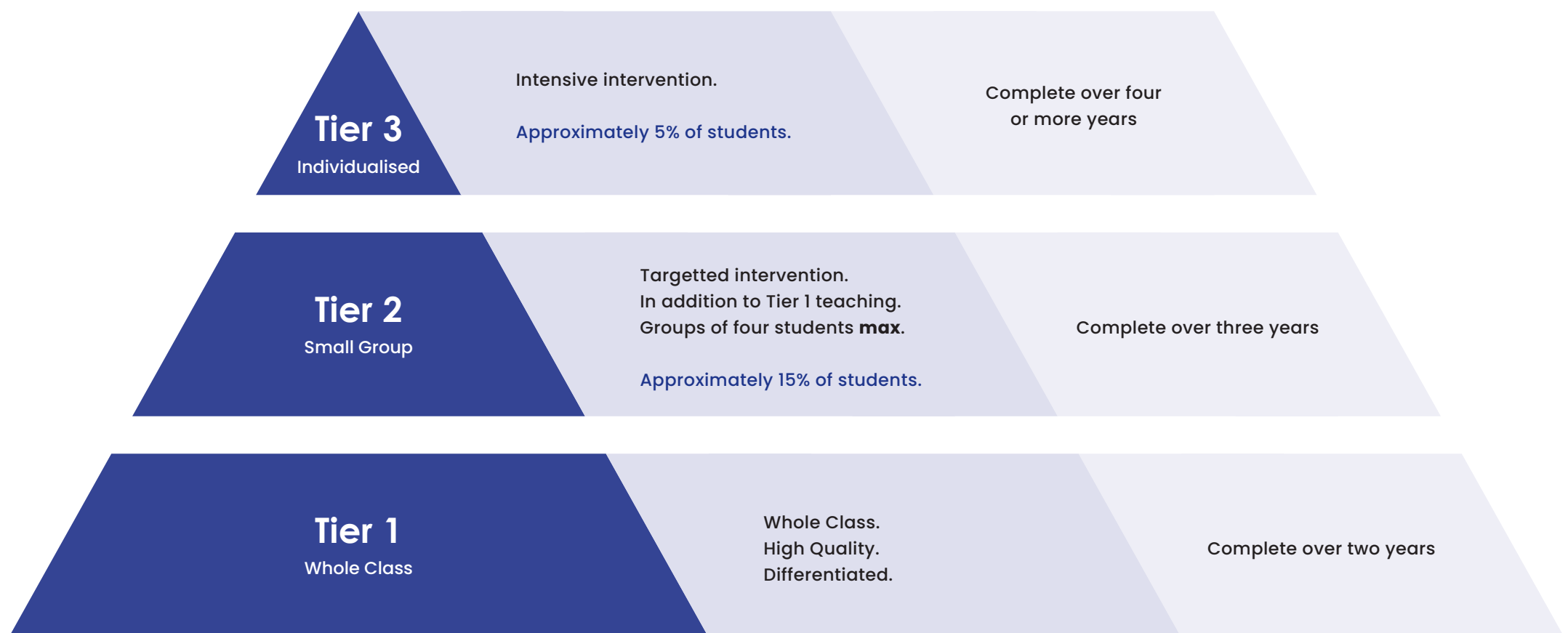


### Response to Intervention

Bond Blocks is implemented at three different levels in line with a Response To Intervention model of instruction.

### Addition & Subtraction

Bond Blocks Addition and Subtraction targets the additive phase of reasoning.



### Tier One Whole Class Teaching

Tier One teaching is whole class, high quality and differentiated.

- All students participate in whole class Tier 1 teaching.
- Bond Blocks takes two years to cover in Tier 1.

Specific, targeted teaching groups can be used where appropriate . Group rotations are **not recommended**.

Tier One students complete Bond Blocks Addition and Subtraction in Year 1 and 2.

- Aligns with all Australian curriculums except WA.
- WA completes Tier 1 teaching in Year 1, 2 and 3.

### Tier 2 Small Group Intervention

Students requiring Tier 2 intervention need two more, small group sessions, in addition to the three whole class Bond Block sessions.

Tier 2 small group intervention is implemented:

- In groups of four students. Groups of five or more are ineffective.
- **In addition to** tier one class teaching. Students who require intervention need extra practice.
- Outside of Maths and English. Do not schedule intervention regularly during the student's favourite subject, such as Art.

### Tier 3 Intervention

Tier 3 intervention is implemented one-on-one by students on individualised education programs.

How much Tier 1 whole class teaching a student participates in depends on each student's individual profile.

### Curriculum Covered

Bond Blocks does not cover all areas of the curriculum. It focusses on covering essential content, identified through research predictive of mathematical difficulties. The Addition & Subtraction Kit covers this in a sequentially built and cyclically reviewed way. It uses evidence-informed teaching strategies including explicit teaching and multiple exposures.

You will need one hour per week to implement the Additon & Subtraction Kit in Years 1 and 2 as per the planner. This is one-fifth of the total time recommended for mathematics.

Using Bond Blocks ensures that essentials are covered, whilst freeing up time to cover other content descriptors. Using the kit for tier one teaching in Years 1 and 2 will also reduce the number of students requiring intervention in Year 3 and 4.



Curriculum Covered

The curriculum covered by the Addition & Subtraction Kit is linked to the curriculum for every state.



# Addition and Subtraction Kit

## Whole Class Year Planner

This planner is a guide and will need to be modified to suit individual contexts depending upon student achievement and disposition. Some classes need to move faster, others slower.

Schools that have large percentage of students at or above curriculum standard will complete the Addition and Subtraction Kit activities in Year 1 and 2.

Tier One students complete Bond Blocks Addition and Subtraction in Year 1 and 2.

- This aligns with all Australian curriculums except WA.
- WA completes Tier 1 teaching in Year 1, 2 and 3.



Year 1		Week 1	Week 2	Week 3	Week 4	Week 5	Week 6	Week 7	Week 8
	Term 1	Assessment	Chapter 2: Bonds of 5 <span>Monitoring</span>						
	Term 2	Chapter 3: Doubling and Halving to 10 <span>Monitoring</span>				Chapter 2: Bonds of 5 <span>Monitoring</span>			
	Term 3	Chapter 4: Five Plus Bonds <span>Monitoring</span>					Chapter 4: Bonds of 10		
	Term 4	Chapter 4: Bonds of 10 <span>Monitoring</span>					<span>Monitoring</span>		Assessment

	Week 1	Week 2	Week 3	Week 4	Week 5	Week 6	Week 7	Week 8	
Term 1	Chapter 4: Bonds of 10		Chapter 7: Ten Plus Bonds						✓ Monitoring
Term 2	Chapter 6: Bonds of 6, 7, 8, 9								✓ Monitoring
Term 3	✓ Monitoring	Chapter 7: Ten Plus Bonds			Chapter 8: Doubling and Halving to 20				✓ Monitoring
Term 4	✓ Monitoring	✓ Monitoring	Chapter 9: Bonds of 11 to 20					Assessment	

### Optional Year

Schools that have a significant percentage of students below curriculum standard will complete the Addition and Subtraction activities in Year 1, 2 and 3. The planner covers the curriculum in the first two years but provides additional practice and review in the third year to consolidate skills. Implementing in Year 1, 2 and 3 aligns with the WA Curriculum (2026).

Year 3		Week 1	Week 2	Week 3	Week 4	Week 5	Week 6	Week 7	Week 8
	Term 1	Chapter 4: Bonds of 10 <span>Monitoring</span>			Chapter 6: Bonds of 6, 7, 8, 9	Chapter 7: Ten Plus Bonds <span>Monitoring</span>			
	Term 2	Chapter 8: Doubling and Halving to 20 <span>Monitoring</span>		Chapter 9: Bonds of 11 to 20					Assessment



# Addition and Subtraction Kit

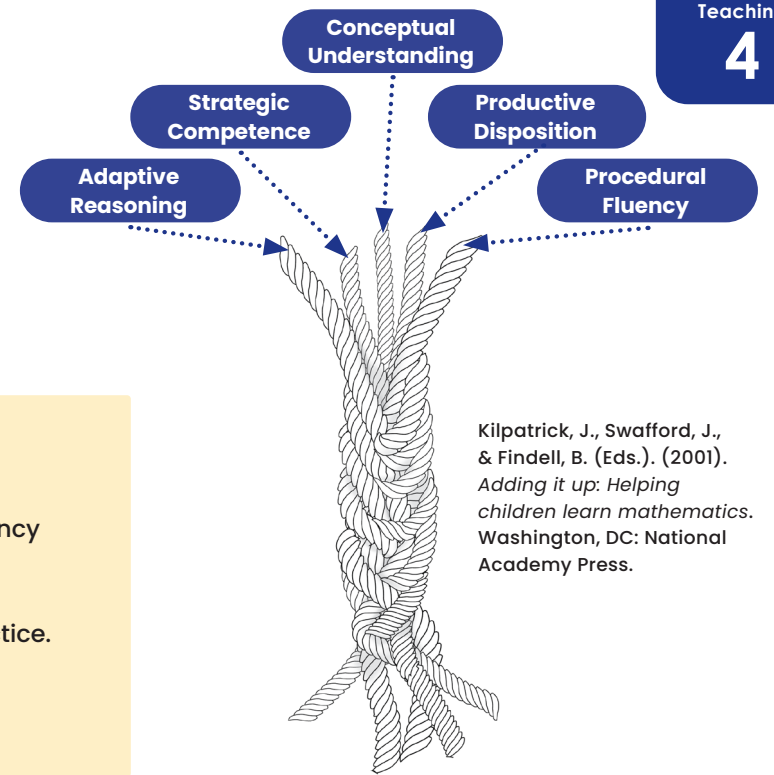
## Whole Class Planner Structure

### Gradual Release Model Implementation and Proficiency Strands

Relevant components of the **Gradual Release of Responsibility (GRR)** model are listed each day.

This planner covers all of the proficiency strands. The implementation of activities for each proficiency strand is slightly different. For example:

- **Understanding** activities require more 'I Do' and 'We Do' explicit teaching, and less 'You Do' practice. These boards have multiple sections, each with their own video.
- **Fluency** activities only have one video and have more time allocated to 'You Do' practice.



Week	Fluency - Bridge Ten Strategy Addition			Differentiation	Intervention	
1	Day 1 20 min	Day 2 15 min	Day 3 15 min	<p>◀▶ A Little Easier</p> <p>▶▶ Scaffold: Counting order</p> <p>▶▶ Sequence: Step by step</p> <p>◀▶ A Little Harder</p> <p>Activity 50: A Little Harder</p> <p>Reduce Scaffolds</p>	Day 4 10 min	Day 5 10 min
	<p>1 board per pair</p> <p>Activity 50</p> <p>Activity 50</p> <p>I do, we do, you do.</p>	<p>Monitoring</p> <p>Activity 50</p> <p>We do, you do.</p> <p>Monitoring</p> <p>Record achievement on monitoring tool.</p>	<p>Monitoring</p> <p>Activity 50</p> <p>You do.</p> <p>Monitoring</p> <p>Record achievement on monitoring tool.</p>		<p>Activity 50</p> <p>Repeat: You do.</p>	<p>1 board per pair</p> <p>Activity 47</p> <p>Review: You do.</p>

### Day 1

#### "I do" Focus

Introduce each new Activity by showing students the Activity Video. Days that include videos are allocated 5 more minutes.

Videos support explicit teaching of the:

- mathematics,
- language and
- activity.

**Enlarged Paper Bond Blocks.** Download for efficient 'I do' set up. Located in the Getting Started menu tab.

### Day 2

#### "We do" Focus

Model the activity with the class:

- Use either a correct or incorrect example.
- Write the mathematical language on the board

**Magnetic Bond Blocks.** Make a set of blocks magnetic for teacher use during 'We do' instruction. Follow the instructions in the Getting Started menu tab.



Getting Started

### Day 3

#### "You do" Focus

Observe students and provide immediate feedback about:

- mathematics (that it is correct),
- language and
- gesturing (touching the blocks correctly).

The lesson times are guides only. As students develop class routines they will become more efficient.

The goal is for students to be engaged in learning for **8 minutes** each session.

### Differentiation

Intervention is differentiated using the little easier/harder examples from the Activity Webpage.

- Occasionally a different Activity Board is provided for some 'A little easier' and 'harder' Activities.

How long students spend with a teacher before moving to the independent, "I do" phase, is another way to differentiate.

### Day 4

#### "You do" Focus

Observe students and provide immediate feedback about their use of:

- mathematics,
- language and
- gesturing (touching the blocks correctly).

### Day 5

#### Review

Day 5 is a review of a previous board, not necessarily from the same chapter.

Not every activity board is reviewed. The activity boards chosen to be reviewed focus on maintaining fluency of essential skills.

### Monitoring Tools

Download the Whole Class Monitoring tool.

Monitored Activities appear at least once a term. These activity boards have been chosen because they effectively highlight students who need to be included in tier two intervention.

The teacher observes each student in the class completing these activities and records their achievement on the Whole Class Monitoring tool.



Monitoring

## Whole Class Planner



Whole Class  
Teaching  
Planner







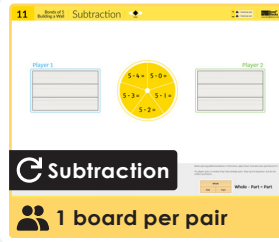
1234



Week	Fluency - Bonds			Differentiation	Intervention	
5	<b>Day 1</b> 20 min	<b>Day 2</b> 15 min	<b>Day 3</b> 15 min	<b>A Little Easier</b>	<b>Day 4</b> 10 min	<b>Day 5</b> 10 min
	<p><b>1 board per pair</b></p> <p> <b>Activity 9</b></p> <p> <b>Activity 9</b></p> <ul style="list-style-type: none"> <li>I do, we do, you do.</li> </ul>	<p> <b>Activity 9</b></p> <ul style="list-style-type: none"> <li>We do, you do.</li> </ul>	<p> <b>Activity 9</b></p> <ul style="list-style-type: none"> <li>You do.</li> </ul>	<p> <b>Working Memory Support: Build a wall</b></p>	<p> <b>Activity 9</b></p> <ul style="list-style-type: none"> <li>Repeat: You do.</li> </ul>	<p><b>1 board per pair</b></p> <p> <b>Activity 8</b></p> <ul style="list-style-type: none"> <li>Review: You do.</li> </ul>

Week	Fluency - Addition			Differentiation	Intervention	
6	<b>Day 1</b> 20 min	<b>Day 2</b> 15 min	<b>Day 3</b> 15 min	<b>A Little Easier</b>	<b>Day 4</b> 10 min	<b>Day 5</b> 10 min
	<p> 1 board per pair</p> <p> <b>Activity 10</b></p> <p> <b>Activity 10</b></p> <ul style="list-style-type: none"> <li>I do, we do, you do.</li> </ul>	<p> <b>Activity 10</b></p> <ul style="list-style-type: none"> <li>We do, you do.</li> </ul>	<p> <b>Activity 10</b></p> <ul style="list-style-type: none"> <li>You do.</li> </ul>	<p> <b>Working Memory Support:</b> Build a wall</p> <p> <b>Working Memory Support:</b> Desk visual</p>	<p> <b>Activity 10</b></p> <ul style="list-style-type: none"> <li>Repeat: You do.</li> </ul>	<p> 1 board per pair</p> <p> <b>Activity 9</b></p> <ul style="list-style-type: none"> <li>Review: You do.</li> </ul>

Week	Fluency - Subtraction			Differentiation	Intervention	
7	<b>Day 1</b> 20 min	<b>Day 2</b> 15 min	<b>Day 3</b> 15 min	<b>A Little Easier</b>	<b>Day 4</b> 10 min	<b>Day 5</b> 10 min
	<p><b>1 board per pair</b></p> <p><b>Activity 11</b></p> <ul style="list-style-type: none"> <li>I do, we do, you do.</li> </ul> <p><b>Monitoring</b></p> <ul style="list-style-type: none"> <li>Record achievement on monitoring tool.</li> </ul>	<p><b>Activity 11</b></p> <ul style="list-style-type: none"> <li>We do, you do.</li> </ul> <p><b>Monitoring</b></p> <ul style="list-style-type: none"> <li>Record achievement on monitoring tool.</li> </ul>	<p><b>Activity 11</b></p> <ul style="list-style-type: none"> <li>You do.</li> </ul> <p><b>Monitoring</b></p> <ul style="list-style-type: none"> <li>Record achievement on monitoring tool.</li> </ul>	<p><b>Working Memory Support:</b> Build a wall</p> <p><b>Working Memory Support:</b> Desk visual</p>	<p><b>Activity 11</b></p> <ul style="list-style-type: none"> <li>Repeat: You do.</li> </ul>	<p><b>1 board per pair</b></p> <p><b>Activity 10</b></p> <ul style="list-style-type: none"> <li>Review: You do.</li> </ul>

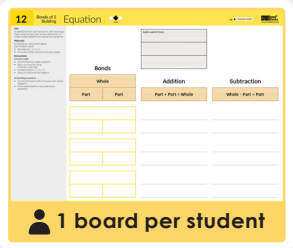



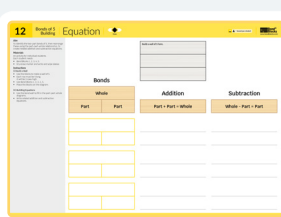
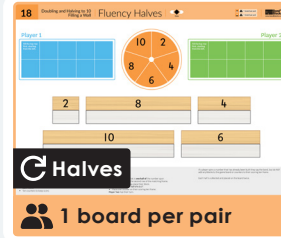
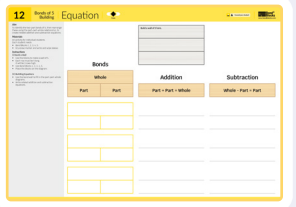





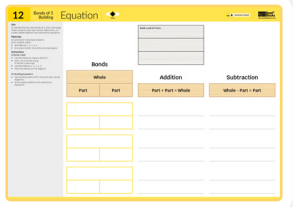

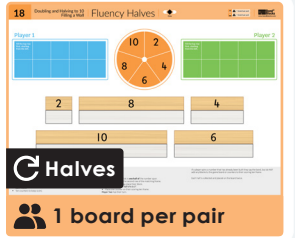

Week	Problem Solving - Addition			Differentiation	Intervention	
8	<b>Day 1</b> 20 min	<b>Day 2</b> 20 min	<b>Day 3</b> 20 min	<b>A Little Easier</b>	<b>Day 4</b> 10 min	<b>Day 5</b> 10 min
	 <p><b>1 board per student</b></p> <p> This board is out of order to ensure spaced learning of word questions.</p> <p> <b>Activity 14: Addition</b></p> <p> <b>Activity 14: Addition</b></p> <ul style="list-style-type: none"> <li>I do, we do, you do.</li> </ul>	 <p> <b>Activity 14: Addition</b></p> <ul style="list-style-type: none"> <li>We do, you do.</li> </ul>	 <p> <b>Activity 14: Addition</b></p> <ul style="list-style-type: none"> <li>You do.</li> </ul>	<p> <b>Adapt a Worked Example:</b></p> <ul style="list-style-type: none"> <li>Change the parts and whole.</li> <li>Change the bond.</li> <li>Change other students' worked examples.</li> </ul> <p> <b>Concrete-Representational-Abstract: Act it out</b></p> <p> <b>A Little Harder</b></p> <p> <b>Adapt a Worked Example:</b></p> <p>Change between active and static</p> <p> <b>Create a Question</b></p>	 <p> <b>Activity 14: Addition</b></p> <ul style="list-style-type: none"> <li>Repeat: You do.</li> </ul>	 <p><b>1 board per pair</b></p> <p> <b>Activity 11</b></p> <ul style="list-style-type: none"> <li>Review: You do.</li> </ul>



Week	Understanding			Differentiation	Intervention	
1	Day 120 min	Day 220 min	Day 315 min	A Little Easier	Day 410 min	Day 510 min
	<div></div> <div>Activity 16: Section 1</div> <div>Activity 16: Section 1</div> <div>I do, we do, you do.</div> <div>You do: students take turns making each whole. Students alternate starting each round.</div>	<div></div> <div>Activity 16: Section 2</div> <div>Activity 16: Section 2</div> <div>I do, we do, you do.</div> <div>You do: students take turns making each whole. Students alternate starting each round.</div>	<div></div> <div>Activity 16: Section 1</div> <div>We do, you do.</div> <div>You do: students take turns making each whole. Students alternate starting each round.</div>	<div></div> <div>Activity 57: Section 1 and 2</div>	<div></div> <div>Activity 16: Section 2</div> <div>Repeat: We do, you do.</div>	<div></div> <div>Activity 7</div> <div>Review: You do.</div>
2	Day 120 min	Day 215 min	Day 315 min	A Little Easier	Day 410 min	Day 510 min
	<div></div> <div>Activity 17</div> <div>Activity 17</div> <div>I do, we do, you do.</div>	<div></div> <div>Activity 17</div> <div>We do, you do.</div>	<div></div> <div>Activity 17</div> <div>You do.</div>	<div></div> <div>Activity 58</div>	<div></div> <div>Activity 17</div> <div>Repeat: You do.</div>	<div></div> <div>Activity 9</div> <div>Review: You do.</div>
3	Day 120 min	Day 215 min	Day 315 min	A Little Easier	Day 410 min	Day 510 min
	<div></div> <div>Activity 18</div> <div>Activity 18</div> <div>I do, we do, you do.</div>	<div></div> <div>Activity 18</div> <div>We do, you do.</div> <div>Monitoring</div> <div>Record achievement on monitoring tool.</div>	<div></div> <div>Activity 18</div> <div>You do.</div> <div>Monitoring</div> <div>Record achievement on monitoring tool.</div>	<div></div> <div>Activity 59</div>	<div></div> <div>Activity 18</div> <div>Repeat: You do.</div>	<div></div> <div>Activity 10</div> <div>Review: You do.</div>
4	Day 120 min	Day 220 min	Day 315 min	A Little Easier	Day 410 min	Day 510 min
	<div></div> <div>Activity 19</div> <div>Activity 19</div> <div>I do, we do, you do.</div> <div>You do: students take turns.</div>	<div></div> <div>Activity 20</div> <div>Activity 20</div> <div>I do, we do, you do.</div>	<div></div> <div>Activity 19</div> <div>We do, you do.</div>	<div></div> <div>Activity 19: A Little Harder</div>	<div></div> <div>Activity 19</div> <div>Repeat: You do.</div>	<div></div> <div>Activity 11</div> <div>Review: You do.</div>



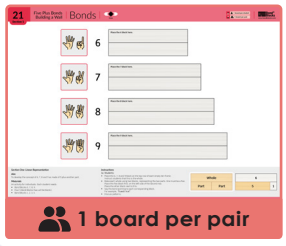

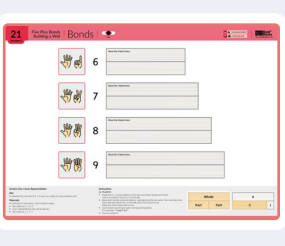

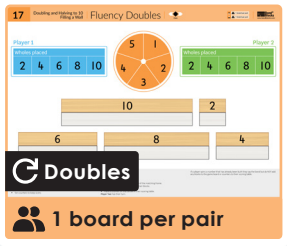
Week	<div>                      Problem Solving - Subtraction                 </div>			Differentiation	<div>                      Intervention                 </div>	
5	<div>Day 1</div> <div>20 min</div> <div> </div> <div>1 board per student</div> <div> <div>                      This board is out of order to ensure spaced learning of word questions.                 </div> <div> <b>Activity 14: Subtraction</b> </div> <div> <b>Activity 14: Subtraction</b> <ul style="list-style-type: none"> <li>I do, we do, you do.</li> </ul> </div> </div>	<div>Day 2</div> <div>20 min</div> <div> </div> <div> <b>Activity 14: Subtraction</b> <ul style="list-style-type: none"> <li>We do, you do.</li> </ul> </div>	<div>Day 3</div> <div>20 min</div> <div> </div> <div> <b>Activity 14: Subtraction</b> <ul style="list-style-type: none"> <li>You do.</li> </ul> </div>	<div> <div>                      A Little Easier                 </div> <div>                      Adapt a Worked Example:                     <ul style="list-style-type: none"> <li>Change the parts and whole.</li> <li>Change the bond.</li> <li>Change other students' worked examples</li> </ul> </div> <div>                      CRA: Act it out                 </div> <div> <div>                      A Little Harder                 </div> <div>                      Adapt a Worked Example:                     <ul style="list-style-type: none"> <li>Change between active and static</li> </ul> </div> <div>                      Create a Question                 </div> </div> </div>	<div>Day 4</div> <div>10 min</div> <div> </div> <div> <b>Activity 14: Subtraction</b> <ul style="list-style-type: none"> <li>Repeat: You do.</li> </ul> </div>	<div>Day 5</div> <div>10 min</div> <div> </div> <div> <b>Activity 17</b> <ul style="list-style-type: none"> <li>Review: You do.</li> </ul> </div>

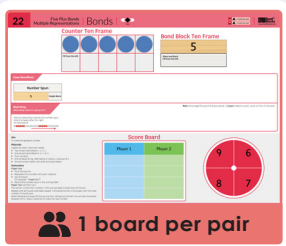

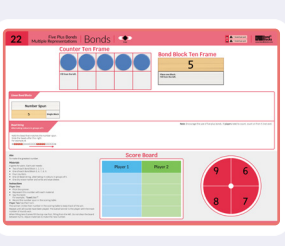
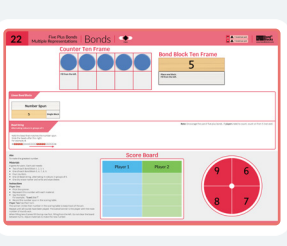
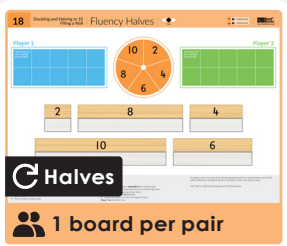
Week	Understanding - Equations			Differentiation	Intervention		
6	Day 1	Day 2	Day 3	A Little Easier		Day 4	Day 5
	20 min	20 min	20 min	10 min		10 min	10 min
	<div><p>1 board per student</p></div> <div><div><div></div><div>Activity 12: Bonds</div></div><div><div></div><div>Activity 12: Bonds</div><div><div>I do, we do, you do.</div></div></div></div>	<div></div> <div><div><div></div><div>Activity 12: Addition</div></div><div><div></div><div>Activity 12: Addition</div><div><div>I do, we do, you do.</div></div></div></div>	<div></div> <div><div><div></div><div>Activity 12: Subtraction</div></div><div><div></div><div>Activity 12: Subtraction</div><div><div>I do, we do, you do.</div></div></div></div>	<div><div></div><div>Activity 12: A Little Easier</div></div> <div><div></div><div>Activity 12: A Little Harder</div></div> <div><div><div></div><div>Activity 12: A Little Harder</div></div></div>		<div></div> <div><div><div></div><div>Activity 12: Subtraction</div><div><div>Repeat: We do, you do.</div></div></div></div>	<div></div> <div><div><div></div><div>Activity 18</div><div><div>Review: You do.</div></div></div></div>





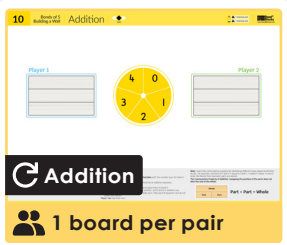
Week	<div>                      Reasoning - Missing Number                 </div>			Differentiation	<div>                      Intervention                 </div>	
7	<div>Day 1</div> <div>20 min</div> <div> </div> <div>1 board per pair</div> <div> <div>                      Activity 13: A Little Easier Game 1                     <ul style="list-style-type: none"> <li>Difficult concept. Whole class starts with <b>A Little Easier</b>.</li> </ul> </div> <div> <b>Activity 13: A Little Easier Game 1</b> <ul style="list-style-type: none"> <li>I do, we do, you do.</li> <li>Students who are able continue to <b>Activity 13: A Little Easier Game 2</b>, I do.</li> </ul> </div> </div>	<div>Day 2</div> <div>20 min</div> <div> </div> <div> <b>Activity 13: Game 1</b> <ul style="list-style-type: none"> <li>I do, we do, you do.</li> <li>Students who are able continue to <b>Activity 13: Game 2</b>, I do.</li> </ul> </div> <div>                      Monitoring                     <ul style="list-style-type: none"> <li>Record achievement on monitoring tool.</li> </ul> </div>	<div>Day 3</div> <div>20 min</div> <div> </div> <div> <b>Activity 13: Game 3</b> <ul style="list-style-type: none"> <li>I do, we do, you do.</li> </ul> </div> <div>                      Monitoring                     <ul style="list-style-type: none"> <li>Record achievement on monitoring tool.</li> </ul> </div>	<div> <div>                      A Little Easier                 </div> <div> </div> <div> <b>Activity 13: A Little Easier Game 1 and 2</b> <ul style="list-style-type: none"> <li>We do, you do.</li> </ul> </div> <div> <div>                      A Little Harder                 </div> <div>                      Interleaving: Addition and Subtraction                 </div> </div> </div>	<div>Day 4</div> <div>10 min</div> <div> </div> <div> <b>Activity 13: A Little Easier Game 1 and 2</b> <ul style="list-style-type: none"> <li>We do, you do.</li> </ul> </div>	<div>Day 5</div> <div>10 min</div> <div> </div> <div> <b>Activity 10</b> <ul style="list-style-type: none"> <li>Review: You do.</li> </ul> </div>

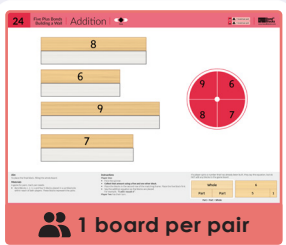
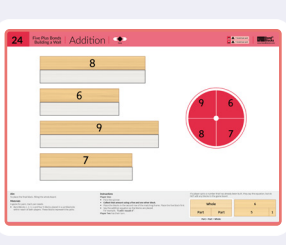
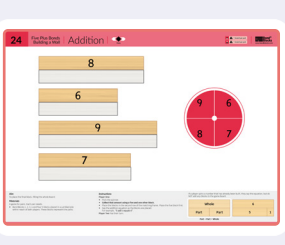
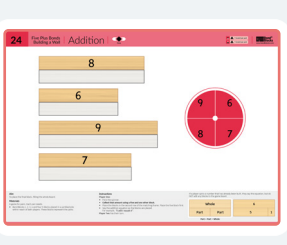
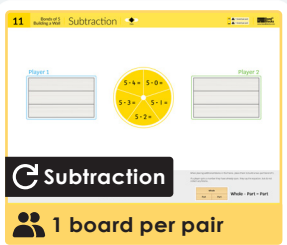
Week	<div>                      Problem Solving - Interleaved Addition and Subtraction                 </div>			Differentiation	<div>                      Intervention                 </div>	
8	<div>Day 1</div> <div>20 min</div> <div> </div> <div>1 board per student</div> <div> <div>                      Pre-2026 Kits                      Download these Boards from the Activity webpage.                 </div> <div> <b>Activity 15: Question 1</b> </div> <div> <b>Activity 15: Question 1</b> <ul style="list-style-type: none"> <li>I do, we do, you do.</li> <li>Students needing support repeat question 1 using <b>A Little Easier</b> "Adapt a Worked Example".</li> <li>The rest of the class continue to question 2.</li> </ul> </div> <div> <b>Activity 15: Question 2</b> <ul style="list-style-type: none"> <li>You do.</li> </ul> </div> </div>	<div>Day 2</div> <div>20 min</div> <div> </div> <div> <b>Activity 15: Question 3</b> <ul style="list-style-type: none"> <li>I do, we do, you do.</li> <li>Students needing support repeat question 1 using <b>A Little Easier</b> "Adapt a Worked Example".</li> <li>The rest of the class continue to question 4.</li> </ul> </div> <div> <b>Activity 15: Question 4</b> <ul style="list-style-type: none"> <li>You do.</li> </ul> </div>	<div>Day 3</div> <div>20 min</div> <div> </div> <div> <b>Activity 15: Question 5</b> <ul style="list-style-type: none"> <li>I do, we do, you do.</li> <li>Students needing support repeat question 1 using <b>A Little Easier</b> "Adapt a Worked Example".</li> <li>The rest of the class continue to question 6.</li> </ul> </div> <div> <b>Activity 15: Question 6</b> <ul style="list-style-type: none"> <li>You do.</li> </ul> </div>	<div> <div>                      A Little Easier                 </div> <div>                      Concrete-Representational-Abstract: Act it out                 </div> <div> <div>                      A Little Harder                 </div> <div>                      Create a Question                 </div> </div> <div> <div> </div> <div>                      Structure: Comparison                      <b>Activity 15: Question 7-12</b> </div> <div>                      These are not Part-Part-Whole questions.                 </div> </div> </div>	<div>Day 4</div> <div>10 min</div> <div> </div> <div> <b>Activity 15: Question 2/4/6</b> <ul style="list-style-type: none"> <li>Students who need support have not completed questions 2, 4 or 6. Choose one of these and complete I do, we do, you do.</li> </ul> </div>	<div>Day 5</div> <div>10 min</div> <div> </div> <div> <b>Activity 11</b> <ul style="list-style-type: none"> <li>Review: You do.</li> </ul> </div>



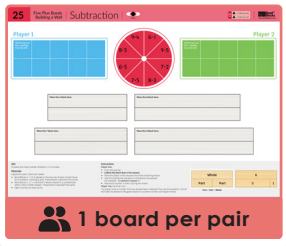
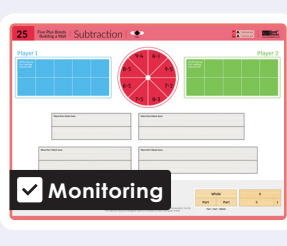


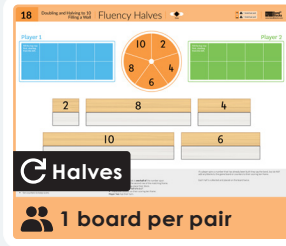
Week	Understanding - Bonds			Differentiation	Intervention	
1	Day 120 min	Day 220 min	Day 315 min	A Little Easier	Day 410 min	Day 510 min
	<div><p>1 board per pair</p></div> <div><p>Activity 21: Section 1</p><p>Activity 21: Section 1</p><ul style="list-style-type: none"><li>I do, we do, you do.</li><li>You do: students take turns making each whole. Students alternate starting each round.</li></ul></div>	<div><p>1 board per pair</p></div> <div><p>Activity 21: Section 2</p><p>Activity 21: Section 2</p><ul style="list-style-type: none"><li>I do, we do, you do.</li><li>You do: students take turns making each whole. Students alternate starting each round.</li></ul></div>	<div><p>1 board per pair</p></div> <div><p>Activity 21: Section 1</p><ul style="list-style-type: none"><li>We do, you do.</li><li>You do: students take turns making each whole. Students alternate starting each round.</li></ul></div>	<div><p>Ten Frame</p><p>Working Memory Support: Desk visual</p></div> <div>A Little Harder</div> <div><p>Recall Practice: Missing Bond Block</p><p>Recall Practice: Desk visual</p><p>Ten Frame: Adjusting counters</p></div>	<div><p>1 board per student</p></div> <div><p>Activity 21: Section 2</p><ul style="list-style-type: none"><li>Repeat: We do, you do.</li></ul></div>	<div><p>1 board per pair</p></div> <div><p>Activity 17</p><ul style="list-style-type: none"><li>Review: You do.</li></ul></div>






Week	Fluency - Bonds			Differentiation	Intervention	
2	Day 120 min	Day 215 min	Day 315 min	A Little Easier	Day 410 min	Day 510 min
	<div><p>1 board per pair</p></div> <div><p>Activity 22</p><p>Activity 22</p><ul style="list-style-type: none"><li>I do, we do, you do.</li></ul></div>	<div><p>1 board per pair</p></div> <div><p>Activity 22</p><ul style="list-style-type: none"><li>We do, you do.</li></ul></div>	<div><p>1 board per pair</p></div> <div><p>Activity 22</p><ul style="list-style-type: none"><li>You do.</li></ul></div>	<div><p>Scaffold: Counting order</p></div> <div>A Little Harder</div> <div><p>Calculate: Difference</p></div>	<div><p>1 board per student</p></div> <div><p>Activity 22</p><ul style="list-style-type: none"><li>Repeat: We do, you do.</li></ul></div>	<div><p>1 board per pair</p></div> <div><p>Activity 18</p><ul style="list-style-type: none"><li>Review: You do.</li></ul></div>

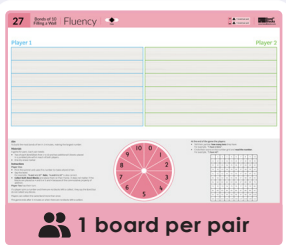
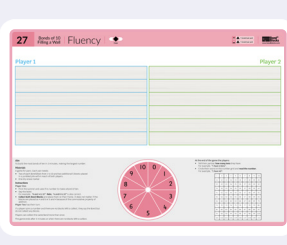
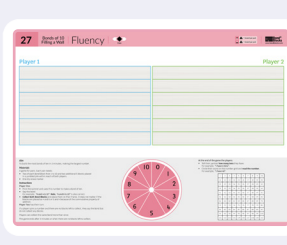
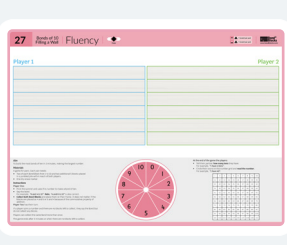
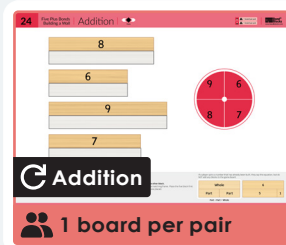
Week	Fluency - Bonds			Differentiation	Intervention	
3	Day 120 min	Day 215 min	Day 315 min	A Little Easier	Day 410 min	Day 510 min
	<div><p>1 board per pair</p></div> <div><p>Activity 23</p><p>Activity 23</p><ul style="list-style-type: none"><li>I do, we do, you do.</li></ul></div>	<div><p>1 board per pair</p></div> <div><p>Activity 23</p><ul style="list-style-type: none"><li>We do, you do.</li></ul></div>	<div><p>1 board per pair</p></div> <div><p>Activity 23</p><ul style="list-style-type: none"><li>You do.</li></ul></div>	<div><p>Working Memory Support: Desk visual</p><p>Recall Practice: Subitised fingers</p><p>Fade the Worked Example: Build each bond</p></div>	<div><p>1 board per student</p></div> <div><p>Activity 23</p><ul style="list-style-type: none"><li>Repeat: We do, you do.</li></ul></div>	<div><p>1 board per pair</p></div> <div><p>Activity 10</p><ul style="list-style-type: none"><li>Review: You do.</li></ul></div>





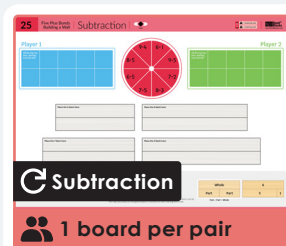
Week	Fluency - Addition			Differentiation	Intervention	
4	Day 120 min	Day 215 min	Day 315 min	A Little Easier	Day 410 min	Day 510 min
	<div><p>1 board per pair</p></div> <div><p>Activity 24</p><p>Activity 24</p><ul style="list-style-type: none"><li>I do, we do, you do.</li></ul></div>	<div><p>1 board per pair</p></div> <div><p>Activity 24</p><ul style="list-style-type: none"><li>We do, you do.</li></ul></div>	<div><p>1 board per pair</p></div> <div><p>Activity 24</p><ul style="list-style-type: none"><li>You do.</li></ul></div>	<div><p>Scaffold: Counting order</p><p>Working Memory Support: Subitised fingers</p></div>	<div><p>1 board per student</p></div> <div><p>Activity 24</p><ul style="list-style-type: none"><li>Repeat: We do, you do.</li></ul></div>	<div><p>1 board per pair</p></div> <div><p>Activity 11</p><ul style="list-style-type: none"><li>Review: You do.</li></ul></div>

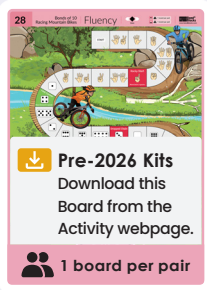









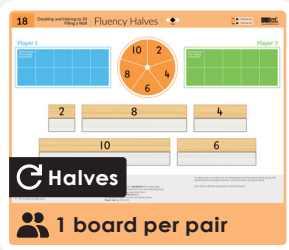




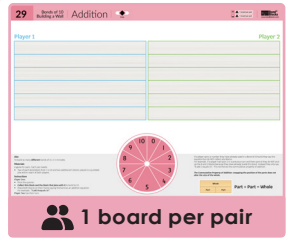


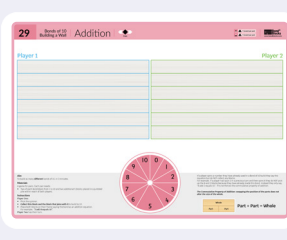

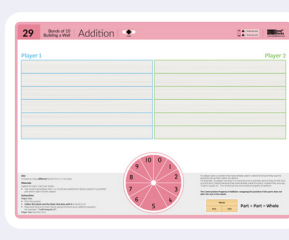

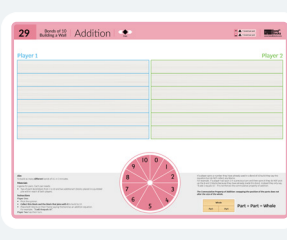

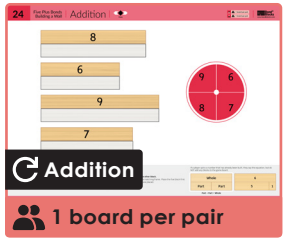

Week	Fluency - Subtraction			Differentiation	Intervention	
5	Day 120 min	Day 215 min	Day 315 min	A Little Easier	Day 410 min	Day 510 min
	<div><p>1 board per pair</p></div> <div><p>Activity 25</p><p>Activity 25</p><ul style="list-style-type: none"><li>I do, we do, you do.</li></ul></div>	<div><p>Monitoring</p></div> <div><p>Activity 25</p><ul style="list-style-type: none"><li>We do, you do.</li></ul><p>Monitoring</p><ul style="list-style-type: none"><li>Record achievement on monitoring tool.</li></ul></div>	<div><p>Monitoring</p></div> <div><p>Activity 25</p><ul style="list-style-type: none"><li>You do.</li></ul><p>Monitoring</p><ul style="list-style-type: none"><li>Record achievement on monitoring tool.</li></ul></div>	<div><p>Working Memory Support: Subitised fingers</p><p>Working Memory Support: Desk visual</p></div>	<div></div> <div><p>Activity 25</p><ul style="list-style-type: none"><li>Repeat: We do, you do.</li></ul></div>	<div><p>1 board per pair</p></div> <div><p>Activity 18</p><ul style="list-style-type: none"><li>Review: You do.</li></ul></div>

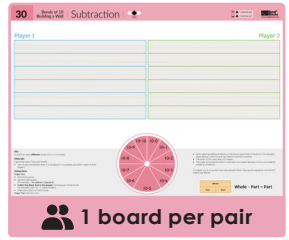
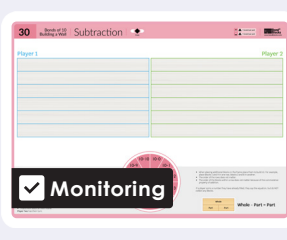
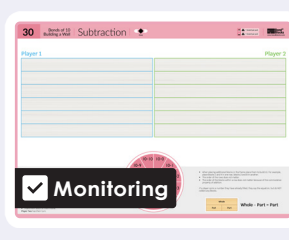
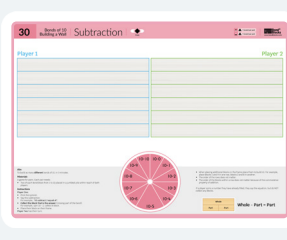
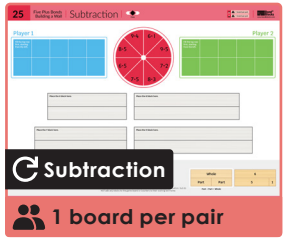
Week	Understanding - Bonds			Differentiation	Intervention	
6	Day 120 min	Day 220 min	Day 320 min	A Little Easier	Day 410 min	Day 510 min
	<div><p>1 board per pair</p></div> <div><p>Activity 26: Section 1A</p><p>Activity 26: Section 1B</p><p>Activity 26: Section 1C</p><p>Activity 26: Section 1</p><ul style="list-style-type: none"><li>I do, we do, you do.</li><li>You do: students take turns.</li></ul></div>	<div></div> <div><p>Activity 26: Section 2</p><p>Activity 26: Section 2</p><ul style="list-style-type: none"><li>I do, we do, you do.</li><li>You do: students take turns.</li></ul></div>	<div><p>1 board per pair</p></div> <div><p>Activity 26: Section 3</p><p>Activity 26: Section 3</p><ul style="list-style-type: none"><li>I do, we do, you do.</li><li>You do: students take turns.</li></ul></div>	<div><p>Scaffold: Counting order</p><p>Skill focus: Commutative property of addition</p><p>A Little Harder</p><p>Recall Practice: Fluency packing away</p><p>Recall Practice: Missing Bond Block</p><p>Three-Part Bond</p></div>	<div><p>1 board per student</p></div> <div><p>Activity 26: Section 1</p><ul style="list-style-type: none"><li>Repeat Section One: You do.</li></ul></div>	<div><p>1 board per student</p></div> <div><p>Activity 26: Section 2</p><ul style="list-style-type: none"><li>Repeat Section Two: You do.</li></ul></div>





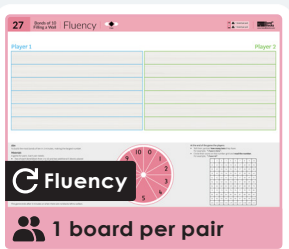
Week	Fluency - Bonds			Differentiation	Intervention	
7	Day 120 min	Day 215 min	Day 315 min	A Little Easier	Day 410 min	Day 510 min
	<div><p>1 board per pair</p></div> <div><p>Activity 27</p><p>Activity 27</p><ul style="list-style-type: none"><li>I do, we do, you do.</li></ul></div>	<div></div> <div><p>Activity 27</p><ul style="list-style-type: none"><li>We do, you do.</li></ul></div>	<div></div> <div><p>Activity 27</p><ul style="list-style-type: none"><li>You do.</li></ul></div>	<div><p>Scaffold: Counting order</p><p>Working Memory Support: Desk visual</p><p>Recall Practice: Subitised fingers</p><p>A Little Harder</p><p>Calculate: Round total</p><p>Calculate: Difference</p><p>A Lot Harder</p><p>Calculate: Overall total</p><p>Calculate: Combined round total</p><p>Calculate: Missing score</p></div>	<div></div> <div><p>Activity 27</p><ul style="list-style-type: none"><li>Repeat: You do.</li></ul></div>	<div><p>1 board per pair</p></div> <div><p>Activity 24</p><ul style="list-style-type: none"><li>Review: You do.</li></ul></div>

Week	Fluency - Bonds			Differentiation	Intervention	
8	Day 120 min	Day 215 min	Day 315 min	A Little Easier	Day 410 min	Day 510 min
	<div><p>1 board per pair</p></div> <div><p>Activity 28</p><p>Activity 28</p><ul style="list-style-type: none"><li>I do, we do, you do.</li></ul></div>	<div></div> <div><p>Activity 28</p><ul style="list-style-type: none"><li>We do, you do.</li></ul></div>	<div></div> <div><p>Activity 28</p><ul style="list-style-type: none"><li>You do.</li></ul></div>	<div><p>Working Memory Support: Build a wall</p><p>Working Memory Support: Build a bond</p><p>A Little Harder</p><p>Three-Part Bond</p></div>	<div></div> <div><p>Activity 28</p><ul style="list-style-type: none"><li>Repeat: You do.</li></ul></div>	<div><p>1 board per pair</p></div> <div><p>Activity 25</p><ul style="list-style-type: none"><li>Review: You do.</li></ul></div>

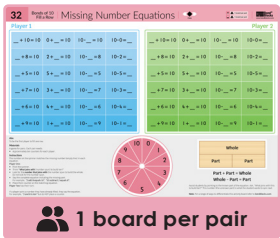




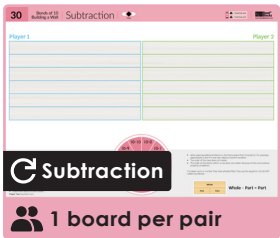
Week	Fluency - Bonds			Differentiation	Intervention	
1	Day 1	Day 2	Day 3	◀▶ A Little Easier  ▶▶ Working Memory Support: Build a wall  ▶▶ Working Memory Support: Build a bond  ▶▶ A Little Harder  ▶▶ Three-Part Bond	Day 4	Day 5
	<div><p><b>Pre-2026 Kits</b> Download this Board from the Activity webpage.</p><p> 1 board per pair</p></div> <div><p> <b>Activity 28: Racing Mountain Bikes</b></p><p> <b>Activity 28: Racing Mountain Bikes</b></p><ul style="list-style-type: none"><li>I do, we do, you do.</li></ul></div>	<div></div> <div><p> <b>Activity 28: Racing Mountain Bikes</b></p><ul style="list-style-type: none"><li>We do, you do.</li></ul></div>	<div></div> <div><p> <b>Activity 28: Racing Mountain Bikes</b></p><ul style="list-style-type: none"><li>You do.</li></ul></div>		<div></div> <div><p> <b>Activity 28: Racing Mountain Bikes</b></p><ul style="list-style-type: none"><li>Repeat: We do, you do.</li></ul></div>	<div><p><b>Halves</b></p><p> 1 board per pair</p></div> <div><p> <b>Activity 18</b></p><ul style="list-style-type: none"><li>Review: You do.</li></ul></div>






Week	Fluency - Addition			Differentiation	Intervention	
2	Day 1	Day 2	Day 3	◀▶ A Little Easier	Day 4	Day 5
	<div><p>1 board per pair</p></div> <div> Activity 29</div> <div> Activity 29</div> <div><ul style="list-style-type: none"><li>I do, we do, you do.</li></ul></div>	<div></div> <div> Activity 29</div> <div><ul style="list-style-type: none"><li>We do, you do.</li></ul></div>	<div></div> <div> Activity 29</div> <div><ul style="list-style-type: none"><li>You do.</li></ul></div>	<div>▶▶ Working Memory Support: Build a wall</div> <div>▶▶ Working Memory Support: Desk visual</div>	<div></div> <div> Activity 29</div> <div><ul style="list-style-type: none"><li>Repeat: We do, you do.</li></ul></div>	<div><p>1 board per pair</p></div> <div> Activity 24</div> <div><ul style="list-style-type: none"><li>Review: You do.</li></ul></div>




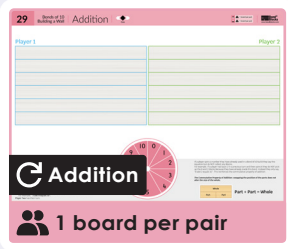

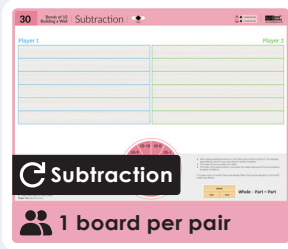
Week	Fluency - Subtraction			Differentiation	Intervention	
3	Day 1	Day 2	Day 3	◀▶ A Little Easier	Day 4	Day 5
				<div>▶▶ Working Memory Support: Build a wall</div> <div>▶▶ Working Memory Support: Desk visual</div>		
	<div>▶ Activity 30</div> <div>▶ Activity 30</div> <ul style="list-style-type: none"><li>I do, we do, you do.</li></ul>	<div>▶ Activity 30</div> <ul style="list-style-type: none"><li>We do, you do.</li></ul> <div>✔ Monitoring</div> <ul style="list-style-type: none"><li>Record achievement on monitoring tool.</li></ul>	<div>▶ Activity 30</div> <ul style="list-style-type: none"><li>You do.</li></ul> <div>✔ Monitoring</div> <ul style="list-style-type: none"><li>Record achievement on monitoring tool.</li></ul>		<div>▶ Activity 30</div> <ul style="list-style-type: none"><li>Repeat: We do, you do.</li></ul>	<div>▶ Activity 25</div> <ul style="list-style-type: none"><li>Review: You do.</li></ul>

Week	Problem Solving - Addition			Differentiation	Intervention	
4	Day 1	Day 2	Day 3	◀▶ A Little Easier	Day 4	Day 5
	 1 board per student			<p>▶▶ Adapt a Worked Example:</p> <ul style="list-style-type: none"><li>Change the parts and whole.</li><li>Change the bond.</li><li>Change other students' worked examples</li></ul> <p>▶▶ Concrete-Representational-Abstract: Act it out</p> <p>◀▶ A Little Harder</p> <p>▶▶ Adapt a Worked Example: change between active and static</p> <p>▶▶ Create a Question</p>		 Fluency 1 board per pair
	<p>⚠ This board is out of order to ensure spaced learning of word questions.</p> <p>▶ Activity 33: Addition</p> <p>📋 Activity 33</p> <ul style="list-style-type: none"><li>I do, we do, you do.</li></ul>	<p>📋 Activity 33: Addition</p> <ul style="list-style-type: none"><li>We do, you do.</li></ul>	<p>📋 Activity 33: Addition</p> <ul style="list-style-type: none"><li>You do.</li></ul>		<p>📋 Activity 33: Addition</p> <ul style="list-style-type: none"><li>Repeat: You do.</li></ul>	<p>📋 Activity 27</p> <ul style="list-style-type: none"><li>Review: You do.</li></ul>



Week	Reasoning - Missing Number			Differentiation	Intervention	
6	Day 1	Day 2	Day 3	◀▶ A Little Easier	Day 4	Day 5
	 <p>1 board per pair</p>	 <p>Monitoring</p>	 <p>Monitoring</p>	<p>▶▶ Skill Focus: Addition</p> <p>▶▶ Skill Focus: Subtraction</p> <p>▶▶ Working Memory Support: Build a wall</p> <p>◀▶ A Little Harder</p> 		 <p>Subtraction</p> <p>1 board per pair</p>
	<p>▶ Activity 32</p> <p>▶▶ Activity 32</p> <ul style="list-style-type: none"><li>I do, we do, you do.</li><li>Students needing support complete <b>A Little Easier</b> "Skill Focus: addition". Complete I do, we do, you do.</li></ul> <p>✔ Monitoring</p> <ul style="list-style-type: none"><li>Record achievement on monitoring tool.</li></ul>	<p>▶▶ Activity 32</p> <ul style="list-style-type: none"><li>We do, you do.</li><li>Students needing support complete <b>A Little Easier</b> "Skill Focus: addition". Complete we do, you do.</li></ul> <p>✔ Monitoring</p> <ul style="list-style-type: none"><li>Record achievement on monitoring tool.</li></ul>	<p>▶▶ Activity 32</p> <ul style="list-style-type: none"><li>You do.</li><li>Students needing support complete <b>A Little Easier</b> "Skill Focus: subtraction". Complete I do, we do, you do.</li></ul> <p>✔ Monitoring</p> <ul style="list-style-type: none"><li>Record achievement on monitoring tool.</li></ul>	<p>▶▶▶ Activity 32: A Little Harder</p>	<p>▶▶▶ Activity 32: A Little Easier</p> <p>▶▶▶ Skill Focus: Subtraction</p> <ul style="list-style-type: none"><li>Repeat: We do, you do.</li></ul>	<p>▶▶▶ Activity 30</p> <ul style="list-style-type: none"><li>Review: You do.</li></ul>

Week	Problem Solving - Subtraction			Differentiation	Intervention	
7	<b>Day 1</b> 20 min	<b>Day 2</b> 20 min	<b>Day 3</b> 20 min	<b>◀▶ A Little Easier</b>	<b>Day 4</b> 10 min	<b>Day 5</b> 10 min
	 <p>1 board per student</p> <p> <b>Activity 33: Subtraction</b></p> <p> <b>Activity 33</b></p> <ul style="list-style-type: none"> <li>I do, we do, you do.</li> </ul>	 <p> <b>Activity 33: Subtraction</b></p> <ul style="list-style-type: none"> <li>We do, you do.</li> </ul>	 <p> <b>Activity 33: Subtraction</b></p> <ul style="list-style-type: none"> <li>You do.</li> </ul>	<p> <b>Adapt a Worked Example:</b></p> <ul style="list-style-type: none"> <li>Change the parts and whole.</li> <li>Change the bond.</li> <li>Change other students' worked examples</li> </ul> <p> <b>Concrete-Representational-Abstract: act it out</b></p> <p><b>◀▶ A Little Harder</b></p> <p> <b>Adapt a Worked Example:</b></p> <p><b>Change between active and static</b></p> <p> <b>Create a Question</b></p>	 <p> <b>Activity 33: Subtraction</b></p> <ul style="list-style-type: none"> <li>You do.</li> </ul>	 <p> <b>Activity 28: Racing Mountain Bikes</b></p> <ul style="list-style-type: none"> <li>Review: You do.</li> </ul>

Week	Assessment		
8	<b>Day 1</b> ⌚ 20 min	<b>Day 2</b> ⌚ 20 min	<b>Day 3</b> ⌚ 20 min
	  <p><b>Addition &amp; Subtraction Test</b></p> <ul style="list-style-type: none"> <li>Teacher: Tests each student. Record in Excel.</li> <li>Students Review Activity 28 Fluency: You do.</li> </ul>	  <p><b>Addition &amp; Subtraction Test</b></p> <ul style="list-style-type: none"> <li>Teacher: Tests each student. Record in Excel.</li> <li>Students Review Activity 29 Addition: You do.</li> </ul>	  <p><b>Addition &amp; Subtraction Test</b></p> <ul style="list-style-type: none"> <li>Teacher: Tests each student. Record in Excel.</li> <li>Students Review Activity 30 Subtraction: You do.</li> </ul>




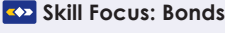

1234

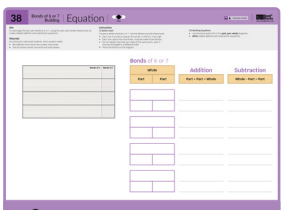
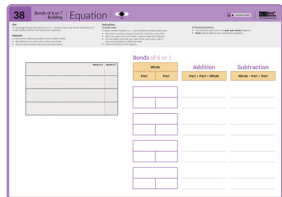
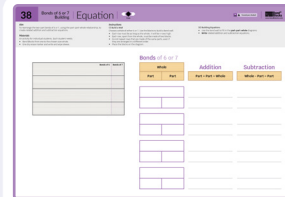

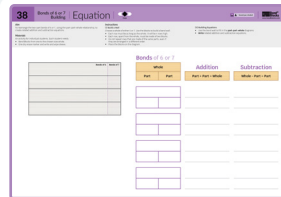
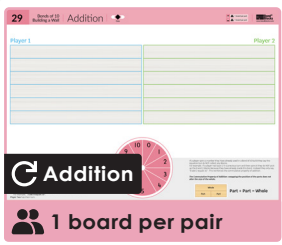











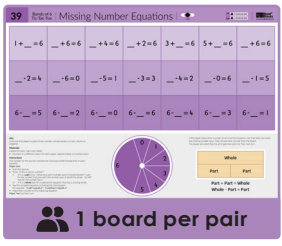




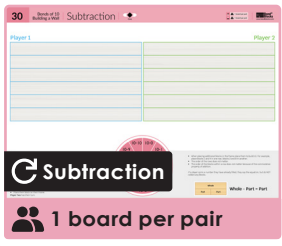


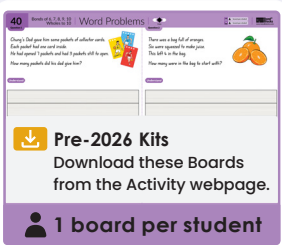
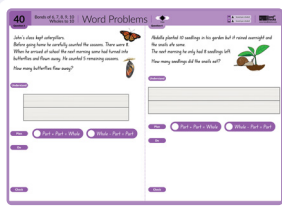
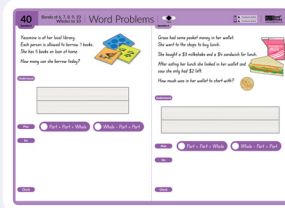



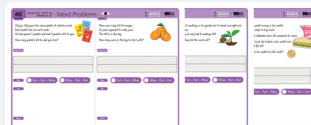



















Week	Understanding - Bonds			Differentiation	Intervention	
1	Day 1	Day 2	Day 3	A Little Easier	Day 4	Day 5
	<div><p>1 board per pair</p></div> <div>Activity 34: Bonds of 6<ul style="list-style-type: none"><li>Activity 34: Section 1A</li><li>Activity 34: Section 1B</li><li>Activity 34: Section 1C</li><li>Activity 34: Section 1<ul style="list-style-type: none"><li>I do, we do, you do.</li><li>You do: students take turns.</li></ul></li></ul></div>	<div><p>1 board per pair</p></div> <div>Activity 34: Bonds of 6<ul style="list-style-type: none"><li>Activity 34: Section 2</li><li>Activity 34: Section 2<ul style="list-style-type: none"><li>I do, we do, you do.</li><li>You do: students take turns.</li></ul></li></ul></div>	<div><p>1 board per pair</p></div> <div>Activity 34: Bonds of 6<ul style="list-style-type: none"><li>Activity 34: Section 3</li><li>Activity 34: Section 3<ul style="list-style-type: none"><li>I do, we do, you do.</li><li>You do: students take turns.</li><li>Students who can work independently can complete Activity 34 for Bonds of 7.</li></ul></li></ul></div>	<div>Scaffold: Counting order</div> <div>Working Memory Support: Subitised fingers</div> <div>A Little Harder</div> <div>Recall Practice: Missing Bond Block</div> <div>Three-Part-Bond</div>	<div><p>1 board per pair</p></div> <div>Activity 34: Bonds of 7<ul style="list-style-type: none"><li>Activity 34: Section 2<ul style="list-style-type: none"><li>Repeat: We do, you do.</li></ul></li></ul></div>	<div><p>1 board per pair</p></div> <div>Activity 47<ul style="list-style-type: none"><li>Review: You do.</li></ul></div>
2	Day 1	Day 2	Day 3	A Little Easier	Day 4	Day 5
	<div><p>1 board per pair</p></div> <div>Activity 34: Bonds of 8<ul style="list-style-type: none"><li>Activity 34: Section 1A</li><li>Activity 34: Section 1B</li><li>Activity 34: Section 1C</li><li>Activity 34: Section 1<ul style="list-style-type: none"><li>I do, we do, you do.</li><li>You do: students take turns.</li></ul></li></ul></div>	<div><p>1 board per pair</p></div> <div>Activity 34: Bonds of 8<ul style="list-style-type: none"><li>Activity 34: Section 2</li><li>Activity 34: Section 2<ul style="list-style-type: none"><li>I do, we do, you do.</li><li>You do: students take turns.</li></ul></li></ul></div>	<div><p>1 board per pair</p></div> <div>Activity 34: Bonds of 8<ul style="list-style-type: none"><li>Activity 34: Section 3</li><li>Activity 34: Section 3<ul style="list-style-type: none"><li>I do, we do, you do.</li><li>You do: students take turns.</li><li>Students who can work independently can complete Activity 34 for Bonds of 9.</li></ul></li></ul></div>	<div>Scaffold: Counting order</div> <div>Working Memory Support: Subitised fingers</div> <div>A Little Harder</div> <div>Recall Practice: Missing Bond Block</div> <div>Three-Part-Bond</div>	<div><p>1 board per pair</p></div> <div>Activity 34: Bonds of 8<ul style="list-style-type: none"><li>Activity 34: Section 2<ul style="list-style-type: none"><li>Repeat: We do, you do.</li></ul></li></ul></div>	<div><p>1 board per pair</p></div> <div>Activity 48: Section 1<ul style="list-style-type: none"><li>Review: You do.</li></ul></div>
3	Day 1	Day 2	Day 3	A Little Easier	Day 4	Day 5
	<div><p>Monitoring</p><p>1 board per pair</p></div> <div>Activity 35: Bonds of 7<ul style="list-style-type: none"><li>Activity 35: Section 1</li><li>Activity 35: Section 1<ul style="list-style-type: none"><li>I do, we do, you do.</li></ul></li><li>Monitoring<ul style="list-style-type: none"><li>Record achievement on monitoring tool.</li></ul></li></ul></div>	<div><p>Monitoring</p><p>1 board per pair</p></div> <div>Activity 35: Bonds of 7<ul style="list-style-type: none"><li>Activity 35: Section 1<ul style="list-style-type: none"><li>We do, you do.</li></ul></li><li>Monitoring<ul style="list-style-type: none"><li>Record achievement on monitoring tool.</li></ul></li></ul></div>	<div><p>1 board per pair</p></div> <div>Activity 35: Bonds of 7<ul style="list-style-type: none"><li>Activity 35: Section 2</li><li>Activity 35: Section 2<ul style="list-style-type: none"><li>I do, we do, you do.</li><li>Students who can work independently can complete Activity 34 for Bonds of 8.</li></ul></li></ul></div>	<div>Working Memory Support: Desk visual</div> <div>A Little Harder</div> <div>Increase the Whole</div>	<div><p>1 board per pair</p></div> <div>Activity 35: Section 1<ul style="list-style-type: none"><li>Repeat: You do.</li></ul></div>	<div><p>1 board per pair</p></div> <div>Activity 47<ul style="list-style-type: none"><li>Review: You do.</li></ul></div>
4	Day 1	Day 2	Day 3	A Little Easier	Day 4	Day 5
	<div><p>1 board per pair</p></div> <div>Activity 36: Bonds of 7<ul style="list-style-type: none"><li>Activity 36</li><li>Activity 36<ul style="list-style-type: none"><li>I do, we do, you do.</li></ul></li></ul></div>	<div><p>1 board per pair</p></div> <div>Activity 36: Bonds of 8<ul style="list-style-type: none"><li>Activity 36<ul style="list-style-type: none"><li>We do, you do.</li></ul></li></ul></div>	<div><p>1 board per pair</p></div> <div>Activity 36: Bonds of 9<ul style="list-style-type: none"><li>Activity 36<ul style="list-style-type: none"><li>I do, we do, you do.</li></ul></li></ul></div>	<div>Skill Focus: Addition</div> <div>Skill Focus: Subtraction</div> <div>Working Memory Support: Build a bond</div> <div>A Little Harder</div> <div>Increase the Whole</div>	<div><p>1 board per pair</p></div> <div>Activity 36: Bonds of 6<ul style="list-style-type: none"><li>Activity 36<ul style="list-style-type: none"><li>Repeat: You do.</li></ul></li></ul></div>	<div><p>1 board per pair</p></div> <div>Activity 48: Section 2<ul style="list-style-type: none"><li>Review: You do.</li></ul></div>



Week	Fluency - Bonds			Differentiation	Intervention	
5	Day 1	Day 2	Day 3	◀▶ A Little Easier	Day 4	Day 5
	🕒 20 min	🕒 15 min	🕒 15 min		🕒 10 min	🕒 10 min
	 1 board per pair	 Activity 37 • We do, you do.	 Activity 37 • I do, we do, you do.	▶ Skill Focus: Bonds	 Activity 37 • Repeat: You do.	 Activity 28: Tic-Tac-Toe • Review: You do.

Week	Understanding - Equations			Differentiation	Intervention	
6	Day 1	Day 2	Day 3	◀▶ A Little Easier	Day 4	Day 5
	🕒 20 min	🕒 20 min	🕒 20 min		🕒 10 min	🕒 10 min
				 📄 Pre-2026 Kits Download the Board from the Activity webpage.		
	👤 1 board per student			Activity 38: A Little Easier		👤 1 board per pair
	 Activity 38: Bonds  Activity 38: Bonds • I do, we do, you do. • Students needing support complete for <b>Bonds of 6</b> . • Students who can work independently complete for <b>Bonds of 7</b> .	 Activity 38: Addition  Activity 38: Addition • I do, we do, you do.	 Activity 38: Subtraction  Activity 38: Subtraction • I do, we do, you do. • You do: students take turns. • Students who can work independently can complete <b>Activity 37 for Bonds of 8 or 9</b> .	▶▶ A Little Harder  Increase the Whole	Section 3: Subtraction for 6  Activity 38: Subtraction for 6 • Repeat: You do.	 Activity 29 • Review: You do.


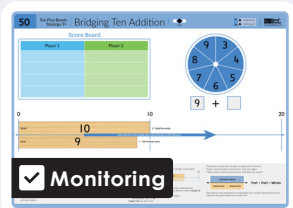
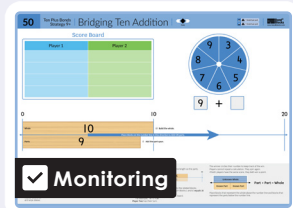


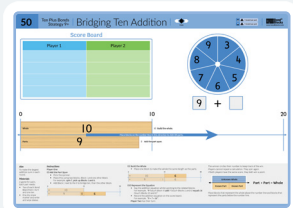
Week	Reasoning - Missing Number Equations			Differentiation	Intervention	
7	Day 1	Day 2	Day 3	◀▶ A Little Easier	Day 4	Day 5
	🕒 20 min	🕒 15 min	🕒 15 min		🕒 10 min	🕒 10 min
						
	Activity 39: Bonds of 6		Activity 39: Bonds of 8		Activity 39: Bonds of 6	
	Activity 39		Activity 39		Activity 30	
• I do, we do, you do.		• Students who require support can repeat <b>Activity 39 for Bonds of 6</b> each session.		• Review: You do.		

Week	Problem Solving - Interleaved Addition and Subtraction			Differentiation	Intervention	
8	Day 1	Day 2	Day 3	◀▶ A Little Easier	Day 4	Day 5
	🕒 20 min	🕒 20 min	🕒 20 min		🕒 10 min	🕒 10 min
				<ul style="list-style-type: none"><li>•  <b>Concrete</b></li></ul> <p><b>Representational Abstract:</b> Act it out</p> <p>◀▶ A Little Harder</p> <p> <b>Increase the Whole</b></p> 		
	<p> <b>Pre-2026 Kits</b> Download these Boards from the Activity webpage.</p> <p> <b>1 board per student</b></p>					<p> <b>Fluency</b></p> <p> <b>1 board per pair</b></p>
	<p> <b>Activity 40: Question 1</b></p> <p> <b>Activity 40: Question 1</b></p> <ul style="list-style-type: none"><li>• I do, we do, you do.</li><li>• Students needing support repeat question 1 using <b>A Little Easier</b> “Adapt a Worked Example”.</li><li>• The rest of the class continue to question 2.</li></ul> <p> <b>Activity 40: Question 2</b></p> <ul style="list-style-type: none"><li>• You do.</li></ul>	<p> <b>Activity 40: Question 3</b></p> <p> <b>Activity 40: Question 3</b></p> <ul style="list-style-type: none"><li>• I do, we do, you do.</li><li>• Students needing support repeat question 1 using <b>A Little Easier</b> “Adapt a Worked Example”.</li><li>• The rest of the class continue to question 4.</li></ul> <p> <b>Activity 40: Question 4</b></p> <ul style="list-style-type: none"><li>• You do.</li></ul>	<p> <b>Activity 40: Question 5</b></p> <p> <b>Activity 40: Question 5</b></p> <ul style="list-style-type: none"><li>• I do, we do, you do.</li><li>• Students needing support repeat question 1 using <b>A Little Easier</b> “Adapt a Worked Example”.</li><li>• The rest of the class continue to question 6.</li></ul> <p> <b>Activity 40: Question 6</b></p> <ul style="list-style-type: none"><li>• You do.</li></ul>		<p>  </p> <p><b>Structure: Comparison</b> <b>Activity 40: Question 7-12</b></p> <p> These are not Part-Part-Whole questions.</p>	<p> <b>Activity 40: Question 2/4/6</b></p> <ul style="list-style-type: none"><li>• Students who need support have not completed questions 2, 4 or 6. Choose one of these and complete I do, we do, you do.</li></ul>

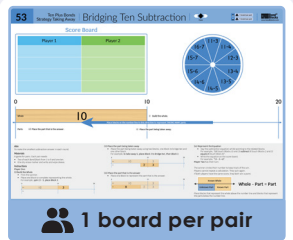
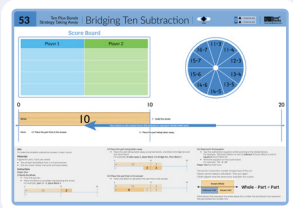
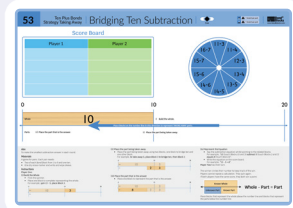


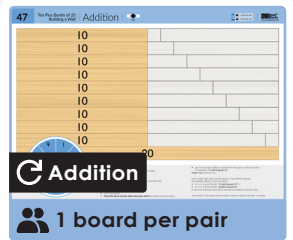
Addition & Subtraction

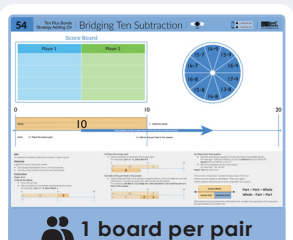
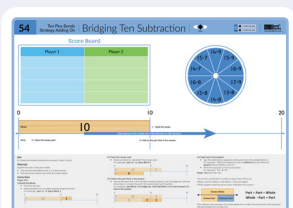
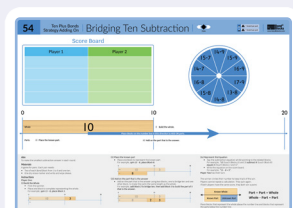

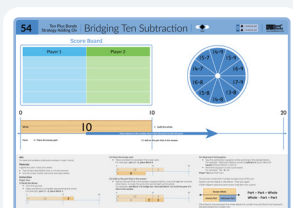

Whole Class Teaching

Year 2 - Term 3

Week	Fluency - Bridge Ten Strategy Addition			Differentiation	Intervention	
1	Day 120 min	Day 215 min	Day 315 min	◀▶ A Little Easier	Day 410 min	Day 510 min
	<div> 1 board per pair</div> <div>Activity 50 Activity 50 • I do, we do, you do.</div>	<div> Monitoring</div> <div>Activity 50 • We do, you do. Monitoring • Record achievement on monitoring tool.</div>	<div> Monitoring</div> <div>Activity 50 • You do. Monitoring • Record achievement on monitoring tool.</div>	<div>◀▶ Scaffold: Counting order ▶ Sequence: Step by step</div> <div>◀▶ A Little Harder</div> <div> Activity 50: A Little Harder Reduce Scaffolds</div>	<div> Activity 50 • Repeat: You do.</div>	<div> 1 board per pair</div> <div>Activity 47 • Review: You do.</div>


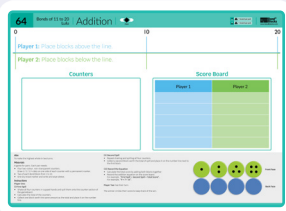

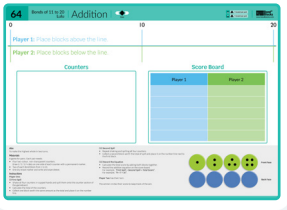
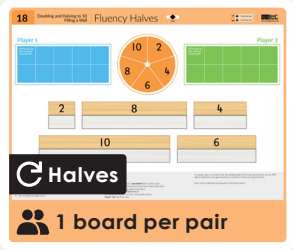








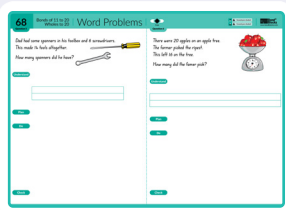
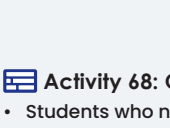



Week	Fluency - Bridge Ten Strategy Addition			Differentiation	Intervention	
2	Day 120 min	Day 215 min	Day 315 min	◀▶ A Little Easier	Day 410 min	Day 510 min
	<div> 1 board per pair</div> <div>Activity 51 Activity 51 • I do, we do, you do.</div>	<div> Activity 51 • We do, you do.</div>	<div> Activity 51 • You do. Students who can work independently can complete Activity 52.</div>	<div>◀▶ Scaffold: Counting order ▶ Sequence: Step by step</div> <div>◀▶ A Little Harder</div> <div> Activity 51: A Little Harder Reduce Scaffolds</div> <div>◀▶ A Lot Harder</div> <div> Activity 52</div>	<div> Activity 51 • Repeat: You do.</div>	<div> 1 board per pair</div> <div>Activity 48: Section 1 • Review: You do.</div>

Week	Fluency - Bridge Ten Strategy Subtraction			Differentiation	Intervention	
3	Day 120 min	Day 215 min	Day 315 min	◀▶ A Little Easier	Day 410 min	Day 510 min
	<div> 1 board per pair</div> <div>Activity 53 Activity 53 • I do, we do, you do.</div>	<div> Activity 53 • We do, you do.</div>	<div> Activity 53 • You do.</div>	<div>◀▶ Scaffold: Counting order ▶ Sequence: Step by step ▶ Directional Support: Desk visual</div> <div>◀▶ A Little Harder</div> <div> Activity 53: A Little Harder Reduce Scaffolds</div>	<div> Activity 53 • Repeat: You do.</div>	<div> 1 board per pair</div> <div>Activity 47 • Review: You do.</div>

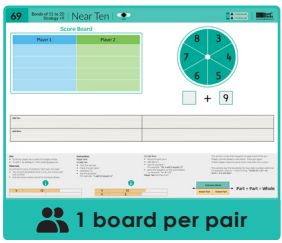
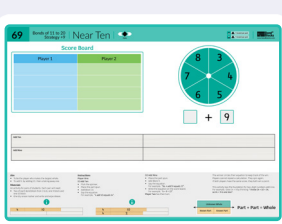
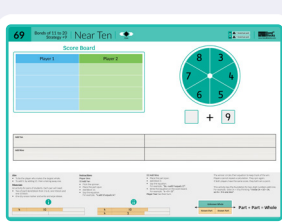

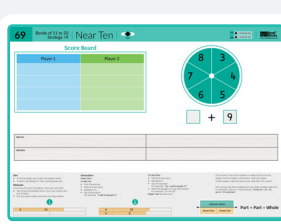
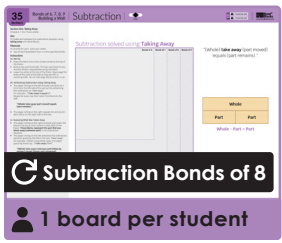
Week	Fluency - Bridge Ten Strategy Subtraction			Differentiation	Intervention	
4	Day 120 min	Day 215 min	Day 315 min	◀▶ A Little Easier	Day 410 min	Day 510 min
	<div> 1 board per pair</div> <div>Activity 54 Activity 54 • I do, we do, you do.</div>	<div> Activity 54 • We do, you do.</div>	<div> Activity 54 • You do.</div>	<div>◀▶ Scaffold: Counting order ▶ Sequence: Step by step ▶ Directional Support: Desk visual</div> <div>◀▶ A Little Harder</div> <div> Activity 54: A Little Harder Reduce Scaffolds</div>	<div> Activity 54 • Repeat: You do.</div>	<div> 1 board per pair</div> <div>Activity 48: Section 2 • Review: You do.</div>


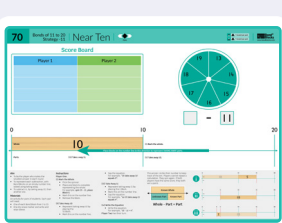
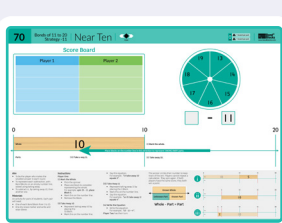

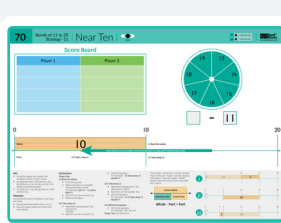




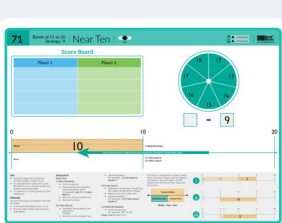


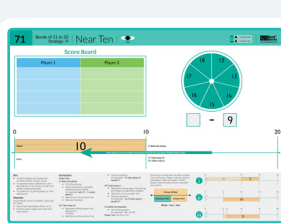
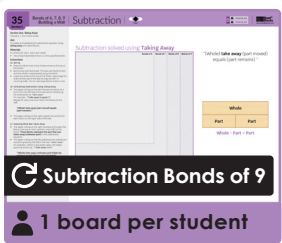
Week	Understanding			Differentiation	Intervention	
5	Day 1	Day 2	Day 3	A Little Easier	Day 4	Day 5
	<div><p>1 board per pair</p></div> <div><p>Activity 57: Section 1</p><p>Activity 57: Section 1</p><ul style="list-style-type: none"><li>I do, we do, you do.</li><li>You do: students take turns making each whole. Students alternate starting each round.</li></ul></div>	<div><p>1 board per pair</p></div> <div><p>Activity 57: Section 2</p><p>Activity 57: Section 2</p><ul style="list-style-type: none"><li>I do, we do, you do.</li><li>You do: students take turns making each whole. Students alternate starting each round.</li></ul></div>	<div><p>1 board per pair</p></div> <div><p>Activity 60</p><p>Activity 60</p><ul style="list-style-type: none"><li>We do, you do.</li></ul></div>	<div><p>Activity 16: Section 1 and 2</p><p>Scaffold: Subitised fingers</p></div>	<div><p>Activity 60</p><ul style="list-style-type: none"><li>Repeat: You do.</li></ul></div>	<div><p>Bonds of 6</p><p>1 board per student</p></div> <div><p>Activity 34: Section 2</p><ul style="list-style-type: none"><li>Review Section Two: We do, you do.</li></ul></div>
6	Day 1	Day 2	Day 3	A Little Easier	Day 4	Day 5
	<div><p>1 board per pair</p></div> <div><p>Activity 58</p><p>Activity 58</p><ul style="list-style-type: none"><li>I do, we do, you do.</li></ul></div>	<div><p>Activity 58</p><ul style="list-style-type: none"><li>We do, you do.</li></ul></div>	<div><p>Activity 60</p><ul style="list-style-type: none"><li>You do.</li></ul></div>	<div><p>Activity 17</p><p>Working Memory Support: Desk visual</p><p>Working Memory Support: build each bond</p></div>	<div><p>Activity 60</p><ul style="list-style-type: none"><li>Repeat: You do.</li></ul></div>	<div><p>Subtraction Bonds of 6</p><p>1 board per student</p></div> <div><p>Activity 35: Section 1</p><ul style="list-style-type: none"><li>Review Section 1: You do.</li></ul></div>
7	Day 1	Day 2	Day 3	A Little Easier	Day 4	Day 5
	<div><p>Monitoring</p><p>1 board per pair</p></div> <div><p>Activity 59</p><p>Activity 59</p><ul style="list-style-type: none"><li>I do, we do, you do.</li></ul><p>Monitoring</p><ul style="list-style-type: none"><li>Record achievement on monitoring tool.</li></ul></div>	<div><p>Monitoring</p><p>Activity 59</p><ul style="list-style-type: none"><li>We do, you do.</li></ul><p>Monitoring</p><ul style="list-style-type: none"><li>Record achievement on monitoring tool.</li></ul></div>	<div><p>Activity 61</p><p>Activity 61</p><ul style="list-style-type: none"><li>We do, you do.</li></ul></div>	<div><p>Activity 18</p><p>Working Memory Support: Desk visual</p><p>Working Memory Support: Build each bond</p></div>	<div><p>Activity 61</p><ul style="list-style-type: none"><li>Repeat: You do.</li></ul></div>	<div><p>Bonds of 7</p><p>1 board per student</p></div> <div><p>Activity 34: Section 2</p><ul style="list-style-type: none"><li>Review Section Two: We do, you do.</li></ul></div>
8	Day 1	Day 2	Day 3	A Little Easier	Day 4	Day 5
	<div><p>1 board per pair</p></div> <div><p>Activity 62</p><p>Activity 62</p><ul style="list-style-type: none"><li>I do, we do, you do.</li><li>You do: students take turns.</li></ul></div>	<div><p>1 board per pair</p></div> <div><p>Activity 63</p><p>Activity 63</p><ul style="list-style-type: none"><li>I do, we do, you do.</li></ul></div>	<div><p>Activity 63</p><ul style="list-style-type: none"><li>We do, you do.</li></ul></div>	<div><p>Sequence: Step by step</p><p>Skill Focus: Near double only</p><p>Working Memory Support: Desk visual</p><p>A Little Harder</p><div></div><p>Activity 62: A Little Harder</p></div>	<div><p>1 board per student</p></div> <div><p>Activity 62</p><ul style="list-style-type: none"><li>Repeat: You do.</li></ul></div>	<div><p>Subtraction Bonds of 7</p><p>1 board per student</p></div> <div><p>Activity 35: Section 1</p><ul style="list-style-type: none"><li>Review Section 1: You do.</li></ul></div>







Week	Fluency - Addition			Differentiation	Intervention	
1	Day 120 min	Day 220 min	Day 315 min	◀▶ A Little Easier	Day 410 min	Day 510 min
	<div><p>Monitoring</p><p>1 board per student</p></div> <div><p>▶ Activity 66</p><p>📖 Activity 66: Set A</p><ul style="list-style-type: none"><li>I do, we do, you do.</li></ul><p>✔ Monitoring</p><ul style="list-style-type: none"><li>Use pencil and paper. Collect work samples.</li><li>Record achievement on monitoring tool.</li></ul></div>	<div><p>1 board per pair</p></div> <div><p>▶ Activity 64</p><p>📖 Activity 64</p><ul style="list-style-type: none"><li>I do, we do, you do.</li></ul></div>	<div><p>1 board per pair</p></div> <div><p>📖 Activity 64</p><ul style="list-style-type: none"><li>We do, you do.</li></ul></div>	<div><p>Pre-2026 Kits Download the Board from the Activity webpage.</p></div> <div><p>▶▶ A Little Easier</p><p>▶▶▶ See Activity 64 and 66 webpages for more.</p></div> <div><p>◀▶▶ A Little Harder</p><p>▶▶ Equations: Part-part-whole rearranged</p><p>▶▶▶ See Activity 64 and 66 webpages for more.</p></div>	<div><p>1 board per pair</p></div> <div><p>📖 Activity 64</p><ul style="list-style-type: none"><li>Repeat: You do.</li></ul></div>	<div><p>Halves</p><p>1 board per pair</p></div> <div><p>📖 Activity 18</p><ul style="list-style-type: none"><li>Review: You do.</li></ul></div>
Week	Fluency - Subtraction			Differentiation	Intervention	
2	Day 115 min	Day 220 min	Day 315 min	◀▶ A Little Easier	Day 410 min	Day 510 min
	<div><p>Monitoring</p><p>1 board per student</p></div> <div><p>📖 Activity 66: Set B</p><ul style="list-style-type: none"><li>I do, we do, you do.</li></ul><p>✔ Monitoring</p><ul style="list-style-type: none"><li>Use pencil and paper. Collect work samples.</li><li>Record achievement on monitoring tool.</li></ul></div>	<div><p>1 board per pair</p></div> <div><p>▶ Activity 65</p><p>📖 Activity 65</p><ul style="list-style-type: none"><li>I do, we do, you do.</li></ul></div>	<div><p>1 board per pair</p></div> <div><p>📖 Activity 65</p><ul style="list-style-type: none"><li>We do, you do.</li></ul></div>	<div><p>1 board per student</p></div> <div><p>▶▶ A Little Easier</p><p>▶▶▶ See Activity 65 and 66 webpages for more.</p></div> <div><p>◀▶▶ A Little Harder</p><p>▶▶ Equations: Part-part-whole rearranged</p><p>▶▶▶ See Activity 65 and 66 webpages for more.</p></div>	<div><p>1 board per pair</p></div> <div><p>📖 Activity 65</p><ul style="list-style-type: none"><li>Repeat: You do.</li></ul></div>	<div><p>Fluency</p><p>1 board per pair</p></div>
Week	Reasoning - Missing Number Equations			Differentiation	Intervention	
3	Day 120 min	Day 215 min	Day 315 min	◀▶ A Little Easier	Day 410 min	Day 510 min
	<div><p>1 board per pair</p></div> <div><p>▶ Activity 67</p><p>📖 Activity 67</p><ul style="list-style-type: none"><li>I do, we do, you do.</li></ul></div>	<div><p>1 board per pair</p></div> <div><p>📖 Activity 67</p><ul style="list-style-type: none"><li>We do, you do.</li></ul></div>	<div><p>1 board per pair</p></div> <div><p>📖 Activity 67</p><ul style="list-style-type: none"><li>You do.</li></ul></div>	<div><p>▶▶▶ Working Memory Support: Build a bond</p></div>	<div><p>1 board per pair</p></div> <div><p>📖 Activity 67</p><ul style="list-style-type: none"><li>Repeat: You do.</li></ul></div>	<div><p>Fluency</p><p>1 board per pair</p></div>
Week	Problem Solving - Interleaved Addition and Subtraction			Differentiation	Intervention	
1	Day 120 min	Day 220 min	Day 320 min	◀▶ A Little Easier	Day 410 min	Day 510 min
	<div><p>Pre-2026 Kits Download these Boards from the Activity webpage.</p><p>1 board per student</p></div> <div><p>▶ Activity 68: Question 1</p><p>📖 Activity 68: Question 1</p><ul style="list-style-type: none"><li>I do, we do, you do.</li><li>Students needing support repeat question 1 using A Little Easier "Adapt a Worked Example".</li><li>The rest of the class continue to question 2.</li></ul><p>📖 Activity 68: Question 2</p><ul style="list-style-type: none"><li>You do.</li></ul></div>	<div><p>1 board per student</p></div> <div><p>▶ Activity 68: Question 3</p><p>📖 Activity 68: Question 3</p><ul style="list-style-type: none"><li>I do, we do, you do.</li><li>Students needing support repeat question 1 using A Little Easier "Adapt a Worked Example".</li><li>The rest of the class continue to question 4.</li></ul><p>📖 Activity 68: Question 4</p><ul style="list-style-type: none"><li>You do.</li></ul></div>	<div><p>1 board per student</p></div> <div><p>▶ Activity 68: Question 5</p><p>📖 Activity 68: Question 5</p><ul style="list-style-type: none"><li>I do, we do, you do.</li><li>Students needing support repeat question 1 using A Little Easier "Adapt a Worked Example".</li><li>The rest of the class continue to question 6.</li></ul><p>📖 Activity 68: Question 6</p><ul style="list-style-type: none"><li>You do.</li></ul></div>	<div><p>▶▶ Concrete-Representational-Abstract: Act it out</p></div> <div><p>◀▶▶ A Little Harder</p><p>▶▶▶ Create a Question</p></div> <div><div></div><p>▶▶▶ Structure: Comparison</p><p>▶▶▶ Activity 68: Question 7-12</p><p>⚠ These are not Part-Part-Whole questions.</p></div>	<div><p>1 board per student</p></div> <div><p>📖 Activity 68: Question 2/4/6</p><ul style="list-style-type: none"><li>Students who need support have not completed questions 2, 4 or 6. Choose one of these and complete I do, we do, you do.</li></ul></div>	<div><p>Bonds of 8</p><p>1 board per student</p></div> <div><p>📖 Activity 34: Section 2</p><ul style="list-style-type: none"><li>Review Section Two: We do, you do.</li></ul></div>



Week	Fluency - Near Ten Strategy Addition			Differentiation	Intervention	
5	Day 120 min	Day 215 min	Day 315 min	◀▶ A Little Easier	Day 410 min	Day 510 min
	<div><div>1 board per pair</div></div> <div>Activity 69 Activity 69 • I do, we do, you do.</div>	<div><div>1 board per pair</div></div> <div>Activity 69 • We do, you do.</div>	<div><div>1 board per pair</div></div> <div>Activity 69 • You do.</div>	<div>Sequence: Step by step</div> <div>◀▶ A Little Harder</div> <div></div> <div>Activity 69: A Little Harder Reduce Scaffolds</div>	<div><div>1 board per pair</div></div> <div>Activity 69 • Repeat: You do.</div>	<div><div>1 board per student</div></div> <div>Activity 35: Section 1 • Review Section 1: You do.</div>

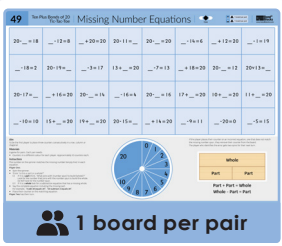














Week	Fluency - Near Ten Strategy Subtraction			Differentiation	Intervention	
6	Day 120 min	Day 215 min	Day 315 min	◀▶ A Little Easier	Day 410 min	Day 510 min
	<div><div>1 board per pair</div></div> <div>Activity 70 Activity 70 • I do, we do, you do.</div>	<div><div>1 board per pair</div></div> <div>Activity 70 • We do, you do.</div>	<div><div>1 board per pair</div></div> <div>Activity 70 • You do.</div>	<div>◀▶ A Little Easier</div> <div>Scaffold: Counting order</div> <div>◀▶ A Little Harder</div> <div></div> <div>Activity 70: A Little Harder Reduce Scaffolds</div>	<div><div>1 board per pair</div></div> <div>Activity 70 • Repeat: You do.</div>	<div><div>1 board per student</div></div> <div>Activity 34: Section 2 • Review Section Two: We do, you do.</div>

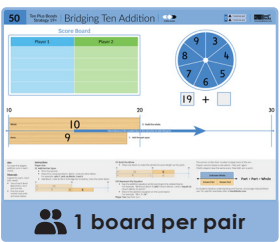



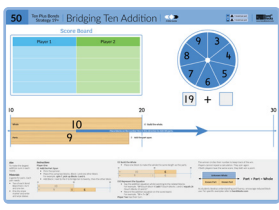
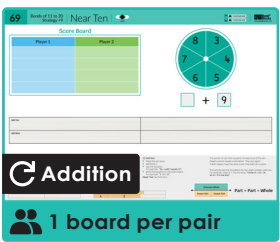






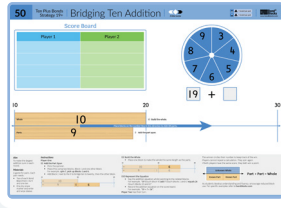
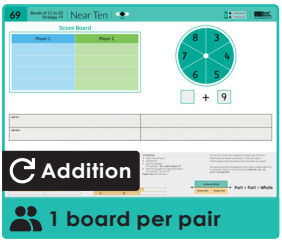

Week	Fluency - Near Ten Strategy Subtraction			Differentiation	Intervention	
7	Day 120 min	Day 215 min	Day 315 min	◀▶ A Little Easier	Day 410 min	Day 510 min
	<div><div>1 board per pair</div></div> <div>Activity 71 Activity 71 • I do, we do, you do.</div>	<div><div>1 board per pair</div></div> <div>Activity 71 • We do, you do.</div>	<div><div>1 board per pair</div></div> <div>Activity 71 • You do.</div>	<div>Sequence: Step by step</div> <div>◀▶ A Little Harder</div> <div></div> <div>Activity 71: A Little Harder Reduce Scaffolds</div>	<div><div>1 board per pair</div></div> <div>Activity 71 • Repeat: You do.</div>	<div><div>1 board per student</div></div> <div>Activity 35: Section 1 • Review Section 1: You do.</div>

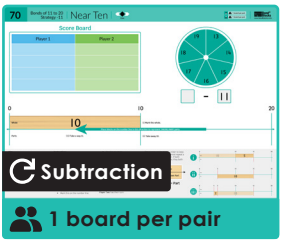
Week	Assessment		
8	Day 120 min	Day 220 min	Day 320 min
	<div><div>Assessment</div></div> <div><div>1 board per pair</div></div> <div>Addition &amp; Subtraction Test • Teacher: Tests each student.Record in Excel. • Students Review Activity 60 Fluency: You do.</div>	<div><div>Assessment</div></div> <div><div>1 board per pair</div></div> <div>Addition &amp; Subtraction Test • Teacher: Tests each student.Record in Excel. • Students Review Activity 61 Fluency: You do.</div>	<div><div>Assessment</div></div> <div><div>1 board per pair</div></div> <div>Addition &amp; Subtraction Test • Teacher: Tests each student.Record in Excel. • Students Review Activity 67 Missing Number: You do.</div>

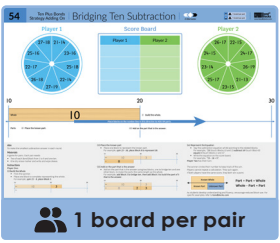



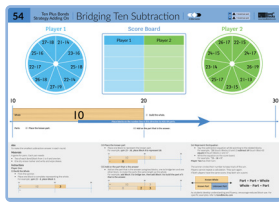





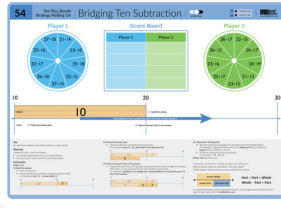
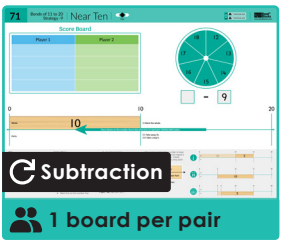

1234





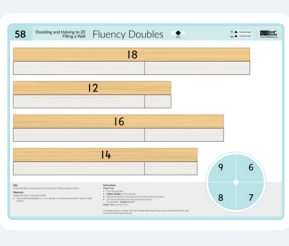
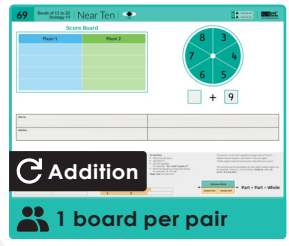


Week	Reasoning - Missing Number			Differentiation	Intervention	
5	Day 1	Day 2	Day 3	◀▶ A Little Easier	Day 4	Day 5
	🕒 20 min	🕒 15 min	🕒 15 min	🔍 Signalling	🕒 10 min	🕒 10 min
	<div></div> <div>👥 1 board per pair</div> <div> Activity 49  Activity 49 • I do, we do, you do.</div>	<div></div> <div> Activity 49 • We do, you do.</div>	<div></div> <div> Activity 49 • You do.</div>	<div> Signalling</div> <div>◀▶ A Little Harder</div> <div></div> <div>  Activity 49: A Little Harder</div>	<div></div> <div> Activity 49 • Repeat: You do.</div>	<div></div> <div>👥 1 board per pair</div> <div> Activity 67 • Review: You do.</div>

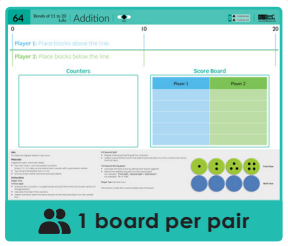


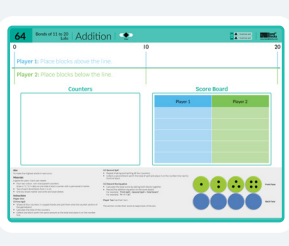
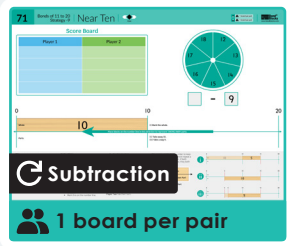
Week	Fluency - Bridge Ten Strategy Addition			Differentiation	Intervention	
6	Day 120 min	Day 215 min	Day 315 min	◀▶ A Little Easier	Day 410 min	Day 510 min
	<div><p>1 board per pair</p></div> <div> Activity 50: A Little Harder  Activity 50: A Little Harder • I do, we do, you do.</div>	<div><p>Monitoring</p><p>Activity 50: A Little Harder</p><ul style="list-style-type: none"><li>• We do, you do.</li></ul><p> Monitoring</p><ul style="list-style-type: none"><li>• Record achievement on monitoring tool.</li></ul></div>	<div><p>Monitoring</p><p>Activity 50: A Little Harder</p><ul style="list-style-type: none"><li>• You do.</li></ul><p> Monitoring</p><ul style="list-style-type: none"><li>• Record achievement on monitoring tool.</li></ul></div>	<div><p>Activity 50</p><p> Scaffold: Counting order</p><p> Sequence: Step by step</p></div> <div>◀▶ A Little Harder</div> <div><p>Activity 52</p><p> Reduce Scaffolds</p></div>	<div><p>Activity 50: A Little Harder</p><ul style="list-style-type: none"><li>• Repeat: You do.</li></ul></div>	<div><p>1 board per pair</p></div> <div> Activity 69 • Review: You do.</div>


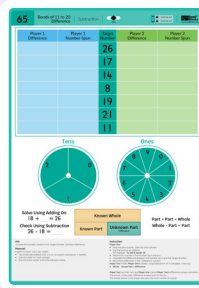



Week	Fluency - Bridge Ten Strategy Subtraction			Differentiation	Intervention	
7	Day 120 min	Day 215 min	Day 315 min	◀▶ A Little Easier	Day 410 min	Day 510 min
	<div><p>1 board per pair</p></div> <div> Activity 53: A Little Harder  Activity 53: A Little Harder • I do, we do, you do.</div>	<div><p>Activity 53: A Little Harder</p><ul style="list-style-type: none"><li>• We do, you do.</li></ul></div>	<div><p>Activity 53: A Little Harder</p><ul style="list-style-type: none"><li>• You do.</li></ul></div>	<div><p>Activity 53</p><p> Scaffold: Counting order</p><p> Sequence: Step by step</p></div> <div>◀▶ A Little Harder</div> <p> Reduce Scaffolds</p>	<div><p>Activity 53: A Little Harder</p><ul style="list-style-type: none"><li>• Repeat: You do.</li></ul></div>	<div><p>1 board per pair</p></div> <div> Activity 70 • Review: You do.</div>

Week	Fluency - Bridge Ten Strategy Subtraction			Differentiation	Intervention	
8	Day 120 min	Day 215 min	Day 315 min	◀▶ A Little Easier	Day 410 min	Day 510 min
	<div><p>1 board per pair</p></div> <div> Activity 54: A Little Harder  Activity 54: A Little Harder • I do, we do, you do.</div>	<div><p>Activity 54: A Little Harder</p><ul style="list-style-type: none"><li>• We do, you do.</li></ul></div>	<div><p>Activity 54: A Little Harder</p><ul style="list-style-type: none"><li>• You do.</li></ul></div>	<div><p>Activity 54</p><p> Scaffold: Counting order</p><p> Sequence: Step by step</p><p> Directional Support: Desk visual</p></div> <div>◀▶ A Little Harder</div> <p> Reduce Scaffolds</p>	<div><p>Activity 54: A Little Harder</p><ul style="list-style-type: none"><li>• Repeat: You do.</li></ul></div>	<div><p>1 board per pair</p></div> <div> Activity 71 • Review: You do.</div>

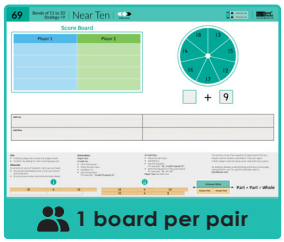
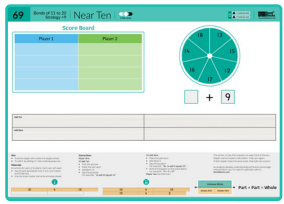
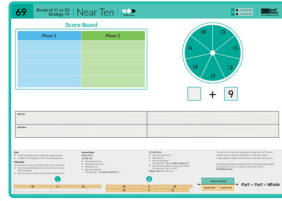

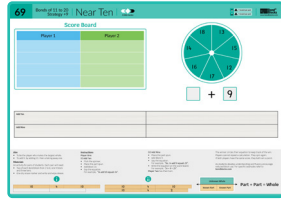
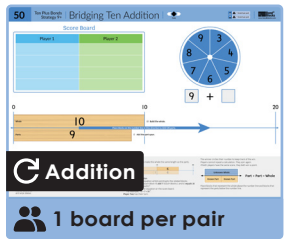
Week	Fluency - Doubles			Differentiation	Intervention	
1	Day 120 min	Day 220 min	Day 315 min	A Little Easier	Day 410 min	Day 510 min
	<div><div>1 board per pair</div></div> <div><div>Activity 58</div><div>Activity 58</div><div>I do, we do, you do.</div></div>	<div><div>1 board per pair</div></div> <div><div>Activity 60</div><div>Activity 60</div><div>We do, you do.</div></div>	<div><div>Activity 60</div><div>You do.</div></div>	<div><div>Activity 17</div><div>Working Memory Support: Desk visual</div><div>Working Memory Support: Build each bond</div></div>	<div><div>Activity 58</div><div>Repeat: You do.</div></div>	<div><div>1 board per pair</div></div> <div><div>Activity 69</div><div>Review: You do.</div></div>


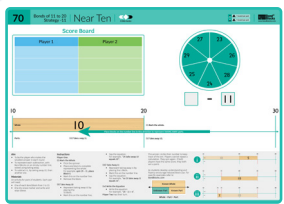
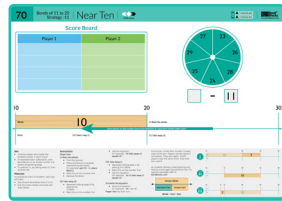


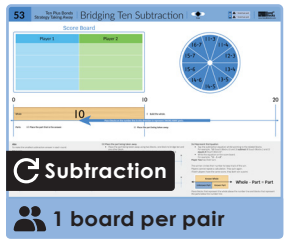
Week	Fluency - Halves			Differentiation	Intervention	
2	Day 120 min	Day 220 min	Day 315 min	A Little Easier	Day 410 min	Day 510 min
	<div><div>1 board per pair</div></div> <div><div>Activity 59</div><div>Activity 59</div><div>I do, we do, you do.</div><div>Monitoring</div><div>Record achievement on monitoring tool.</div></div>	<div><div>1 board per pair</div></div> <div><div>Activity 61</div><div>Activity 61</div><div>We do, you do.</div></div>	<div><div>Activity 61</div><div>You do.</div></div>	<div><div>Activity 18</div><div>Working Memory Support: Desk visual</div><div>Working Memory Support: Build each bond</div></div>	<div><div>Activity 59</div><div>Repeat: You do.</div></div>	<div><div>1 board per pair</div></div> <div><div>Activity 70</div><div>Review: You do.</div></div>



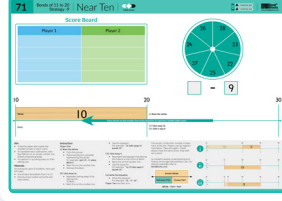

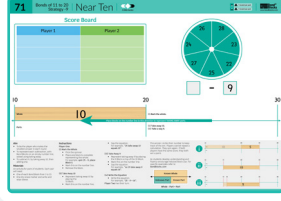

Week	Fluency - Addition			Differentiation	Intervention	
3	Day 120 min	Day 215 min	Day 315 min	A Little Easier	Day 410 min	Day 510 min
	<div><div>1 board per pair</div></div> <div><div>Activity 64</div><div>Activity 64</div><div>I do, we do, you do.</div></div>	<div><div>Activity 64</div><div>We do, you do.</div></div>	<div><div>Activity 64</div><div>You do.</div></div>	<div>Working Memory Support: Build a bond</div> <div>A Little Harder</div> <div>Calculate: Difference comparing scores</div> <div>Calculate: Difference to 20</div> <div>Calculate: Sum to 30</div> <div>Increase the Whole</div>	<div><div>Activity 64</div><div>Repeat: You do.</div></div>	<div><div>1 board per pair</div></div> <div><div>Activity 71</div><div>Review: You do.</div></div>




Week	Fluency - Subtraction			Differentiation	Intervention	
4	Day 120 min	Day 215 min	Day 315 min	A Little Easier	Day 410 min	Day 510 min
	<div><div>1 board per pair</div></div> <div><div>Activity 65</div><div>Activity 65</div><div>I do, we do, you do.</div></div>	<div><div>Activity 65</div><div>We do, you do.</div></div>	<div><div>Activity 65</div><div>You do.</div></div>	<div>Sequence: Step by step</div> <div>Skill Focus: Addition</div> <div>A Little Harder</div> <div>Calculate: Overall difference</div>	<div><div>Activity 65</div><div>Repeat: You do.</div></div>	<div><div>1 board per pair</div></div> <div><div>Activity 60</div><div>Review: You do.</div></div>



Week	Fluency - Near Ten Strategy Addition			Differentiation	Intervention	
5	Day 120 min	Day 215 min	Day 315 min	◀▶ A Little Easier	Day 410 min	Day 510 min
	 <b>Activity 69: A Little Harder</b> Activity 69: A Little Harder • I do, we do, you do.	 <b>Activity 69: A Little Harder</b> • We do, you do.	 <b>Activity 69: A Little Harder</b> • You do.	 <b>Activity 69</b> Sequence: Step by step  ◀▶ A Little Harder  Reduce Scaffolds	 <b>Activity 69: A Little Harder</b> • Repeat: You do.	 <b>Activity 50</b> Review: You do.

Week	Fluency - Near Ten Strategy Subtraction			Differentiation	Intervention	
6	Day 120 min	Day 215 min	Day 315 min	◀▶ A Little Easier	Day 410 min	Day 510 min
	 <b>Activity 70: A Little Harder</b> Activity 70: A Little Harder • I do, we do, you do.	 <b>Activity 70: A Little Harder</b> • We do, you do.	 <b>Activity 70: A Little Harder</b> • You do.	 <b>Activity 70</b> Scaffold: Counting order  ◀▶ A Little Harder  Reduce Scaffolds	 <b>Activity 70: A Little Harder</b> • Repeat: You do.	 <b>Activity 53</b> Review: You do.

Week	Fluency - Near Ten Strategy Subtraction			Differentiation	Intervention	
7	Day 120 min	Day 215 min	Day 315 min	◀▶ A Little Easier	Day 410 min	Day 510 min
	 <b>Activity 71: A Little Harder</b> Activity 71: A Little Harder • I do, we do, you do.	 <b>Activity 71: A Little Harder</b> • We do, you do.	 <b>Activity 71: A Little Harder</b> • You do.	 <b>Activity 71</b> Sequence: Step by step  ◀▶ A Little Harder  Reduce Scaffolds	 <b>Activity 71: A Little Harder</b> • Repeat: You do.	 <b>Activity 61</b> Review: You do.

Week	Assessment					
8	Day 120 min		Day 220 min		Day 320 min	
	 <b>Assessment</b>  Addition & Subtraction Test • Teacher: Tests each student. Record in Excel. • Students Review Activity 28 Fluency: You do.		 <b>Assessment</b>  Addition & Subtraction Test • Teacher: Tests each student. Record in Excel. • Students Review Activity 29 Addition: You do.		 <b>Assessment</b>  Addition & Subtraction Test • Teacher: Tests each student. Record in Excel. • Students Review Activity 30 Subtraction: You do.	