






Counting to Ten & Twenty

Bond Blocks Screening Test

About the Screening Test

The five question "Screening Test" can be used to quickly identify which chapter of activities different students need to complete. Each question relates to one chapter of activities.

Screening Question and related chapter of Counting to 10 or Counting to 20 Teacher Led Activities				
 3, 4, [?]	 7, 8, [?]	 [?] 6, 7	 13, 14, [?]	 [?] 17, 18
Chapter 1: A Little Easier: Forwards 1 to 5	Chapter 1: Forwards 1 to 10	Chapter 2: Backwards 10 to 1	Chapter 3: Forwards 10 to 20	Chapter 4: Backwards 20 to 10

Missing number questions that relate to the counting backwards sequence are presented on [?] 4, 7. These questions test the "number before". Students can respond at three different levels:




- **Recall responses.** In the example above the student **knows the missing number is 8**. They know the counting sequence forwards is 5, 6, 7.
- **Fluent responses.** The student **cannot recall** but can use the known numbers to work out the unknown missing number by counting backwards.
- **Not fluent.** The student needs to **count forwards from one**, until they get to the given numbers, then say the missing number they said in the counting sequence. Students who do this are **at risk**. It is essential teachers identify students who do this and then provide intervention.

Administering the Screening Test

The test is administered to one student at a time. Sit next to the student being tested. The teacher will need:

- A pen to record student responses.
- One copy of the "Counting to 10 and 20 Screening Test - Recording Sheet".

Students respond verbally. Record student responses on the Recording Sheet using one of these symbols.

		
Correct, fluent response, less than 3 seconds.	Correct response but not fluent, strategies greater than 3 seconds, includes counting from one.	Incorrect or no response.

Students view the questions using:

- The "Counting to 10 and 20 Screening Test - Student Viewing Sheet".
- A piece of paper that covers items not currently being read to the student.

Note: Print the Recording Sheet and Student Viewing Sheet separately, **not double-sided**.






BOND BLOCKS COUNTING TO 10 & 20 - SCREENING TEST 2 © W. RICE & P. SWAN

Contents

About the Screening Test.....	2
Counting to 10 & 20 Screening Test - Student Viewing Sheet.....	3
Counting to 10 & 20 Screening Test - Recording Sheet.....	4

About the Screening Test

The five question 'Screening Test' can be used to quickly identify which chapter of activities different students need to complete. Each question relates to one chapter of activities.

Screener Question and related chapter of Counting to 10 or Counting to 20 Teacher Led Activities				
 <p>3, 4, ?</p> <p>Chapter 'A Little Easier': Forwards 1 to 5</p>	 <p>7, 8, ?</p> <p>Chapter 1: Forwards 1 to 10</p>	 <p>? 6, 7</p> <p>Chapter 2: Backwards 10 to 1</p>	 <p>13, 14, ?</p> <p>Chapter 3: Forwards 10 to 20</p>	 <p>? 17, 18</p> <p>Chapter 4: Backwards 20 to 10</p>

Missing number questions that relate to the counting backwards sequence are presented as ?, 6, 7. These questions test the "number before". Students can respond at three different levels:

- Recall response. In the example above the student **knows the missing number is 5**. They know the counting sequence forwards is 5, 6, 7.
- Fluent response. The student **cannot recall** but can use the known numbers to work out the unknown missing number by **counting backwards**.
- Not fluent. The student needs to **count forwards from one**, until they get to the given numbers, then say the missing number they said in the counting sequence. Students who do this are **at risk**. It is essential teachers identify students who do this and then provide intervention.

Administering the Screening Test

The test is administered to one student at a time. Sit next to the student being tested.

The teacher will need:

- A pen to record student responses.
- One copy of the 'Counting to 10 and 20 Screening Test - Recording Sheet'.

Students respond verbally. Record student responses on the Recording Sheet using one of these symbols.



Correct, fluent response.
Less than 3 seconds.



Correct response but not fluent.
Strategies greater than 3 seconds.
Includes counting from one.



Incorrect or no response.

Students view the questions using:

- The "Counting to 10 and 20 Screening Test - Student Viewing Sheet".
- A piece of paper that covers items not currently being read to the student.

Note: Print the Recording Sheet and Student Viewing Sheet separately, **not double-sided**.

Counting to 10 & 20 Screening Test

Student Viewing Sheet

Place this sheet in front of the student.
Use a piece of blank paper to screen items not being read to the student.

Say to the student,

"Today we are going to be counting.

Tell me what number is missing."

Read each test item to the student.
Use your finger to point to each number and symbol as it is said.

For the missing number square remain silent and pause while touching it.
For example,

"Seven, eight," [pause].

Students respond verbally.
Student responses are recorded by the teacher on the **Recording Sheet**.

3, 4,

7, 8,

, 6, 7

13, 14,

, 17, 18

