

Tier Two & Three Implementation Planner: Intervention





Tier Two & Three Implementation Planner: Intervention

This planner is for students who are participating in Counting to 10 and 20 with Bond Blocks as intervention only (not in addition to tier one class teaching).

Counting Forwards 1 to 5

p.3

7 weeks	Teacher Led Activities	Exploratory Play Activities	Guided Play Activities
	<ul style="list-style-type: none"> • 1, 2, 3, 4, 8 and 10 'a little easier' 	<ul style="list-style-type: none"> • 1 to 3 	<ul style="list-style-type: none"> • Begins in next chapter

Counting Forwards 1 to 10

p.5

10 weeks	Teacher Led Activities	Exploratory Play Activities	Guided Play Activities*
	<ul style="list-style-type: none"> • 1 to 10 	<ul style="list-style-type: none"> • 4 to 7 	<ul style="list-style-type: none"> • Matching Activities 1 to 8 • Choosing Activities 1 to 10

Counting Backwards 10 to 1

p.8

9 weeks	Teacher Led Activities	Exploratory Play Activities	Guided Play Activities*
	<ul style="list-style-type: none"> • 11 to 19 	<ul style="list-style-type: none"> • 8 to 11 	<ul style="list-style-type: none"> • Building Activities 1 to 8 • Filling Activities 1 to 10

Counting Forwards 10 to 20

p.11

14 weeks	Teacher Led Activities	Exploratory Play Activities	Guided Play Activities*
	<ul style="list-style-type: none"> • 20 to 30 	<ul style="list-style-type: none"> • 12 to 14 	<ul style="list-style-type: none"> • Choosing Activities 11 to 26 • Building Activities 9 to 22

Counting Backwards 20 to 10

p.16

12 weeks	Teacher Led Activities	Exploratory Play Activities	Guided Play Activities*
	<ul style="list-style-type: none"> • 31 to 40 	<ul style="list-style-type: none"> • 15 to 17 	<ul style="list-style-type: none"> • Filling Activities 11 to 32

*Students do not need to complete every Guided Play Activity Card. The following cards have not been allocated in the planner to provide flexibility:

- Matching 9 to 32
- Choosing 27 to 32
- Building 23 to 32

Please make adaptations and allow student choice to increase positive engagement.

The filling cards are very difficult. Some students may benefit from doing different Guided Play Activity Cards or creating their own Filling Card.



For more information see "Counting Kit: Implementation Tier 2 & 3" at bondblocks.com



Counting Forwards 1 to 5

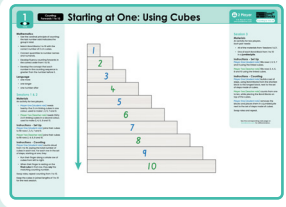
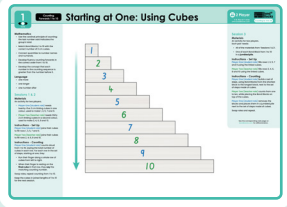
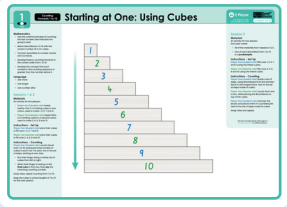
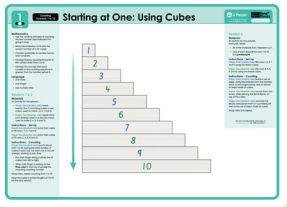
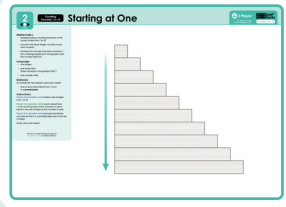







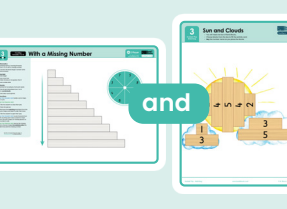

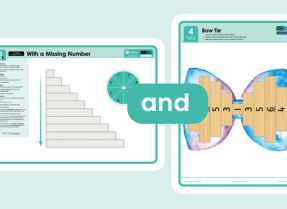



Week	Activity			
1	Day 1 10 min <input type="checkbox"/> Completed	Day 2 10 min <input type="checkbox"/> Completed	Day 3 10 min <input type="checkbox"/> Completed	Day 4 10 min <input type="checkbox"/> Completed
	Screening Test <ul style="list-style-type: none"> Complete test once for placement. 	EP 1) Introductory Play	EP 1) Introductory Play	EP 1) Introductory Play
2	Day 1 Understanding 10 min <input type="checkbox"/> Completed	Day 2 10 min <input type="checkbox"/> Completed	Day 3 10 min <input type="checkbox"/> Completed	Day 4 10 min <input type="checkbox"/> Completed
	1) Starting at One: Using Cubes 'a little easier' <ul style="list-style-type: none"> Watch Session 1 & 2 video. Complete activity once. 	1) Starting at One: Using Cubes 'a little easier' <ul style="list-style-type: none"> Repeat activity. 	1) Starting at One: Using Cubes 'a little easier' <ul style="list-style-type: none"> Watch Session 3 video. Complete activity once. 	1) Starting at One: Using Cubes 'a little easier' <ul style="list-style-type: none"> Repeat activity.
3	Day 1 Fluency 10 min <input type="checkbox"/> Completed	Day 2 10 min <input type="checkbox"/> Completed	Day 3 10 min <input type="checkbox"/> Completed	Day 4 10 min <input type="checkbox"/> Completed
				and
	2) Starting at One: 'a little easier' <ul style="list-style-type: none"> Watch video. Complete activity once. 	2) Starting at One: 'a little easier' <ul style="list-style-type: none"> Repeat activity. 	2) Starting at One: 'a little easier' <ul style="list-style-type: none"> Repeat activity. 	2) Starting at One: 'a little easier' <ul style="list-style-type: none"> Repeat activity. EP 2) Building Things I Know



Week	Activity			
4	Day 1 Fluency 10 min <input type="checkbox"/> Completed	Day 2 10 min <input type="checkbox"/> Completed	Day 3 10 min <input type="checkbox"/> Completed	Day 4 10 min <input type="checkbox"/> Completed
	3) With a Missing Number 'a little easier' <ul style="list-style-type: none"> • Watch video. • Complete activity once. 	3) With a Missing Number 'a little easier' <ul style="list-style-type: none"> • Repeat activity. 	3) With a Missing Number 'a little easier' <ul style="list-style-type: none"> • Repeat activity. 	3) With a Missing Number 'a little easier' <ul style="list-style-type: none"> • Repeat activity. <p>EP 2) Building Things I Know</p>
5	Day 1 Fluency 10 min <input type="checkbox"/> Completed	Day 2 10 min <input type="checkbox"/> Completed	Day 3 10 min <input type="checkbox"/> Completed	Day 4 10 min <input type="checkbox"/> Completed
	4) Number Track 'a little easier' <ul style="list-style-type: none"> • Watch video. • Complete activity once. 	4) Number Track 'a little easier' <ul style="list-style-type: none"> • Repeat activity. 	4) Number Track 'a little easier' <ul style="list-style-type: none"> • Repeat activity. 	4) Number Track 'a little easier' <ul style="list-style-type: none"> • Repeat activity.
6	Day 1 Understanding 10 min <input type="checkbox"/> Completed	Day 2 10 min <input type="checkbox"/> Completed	Day 3 10 min <input type="checkbox"/> Completed	Day 4 10 min <input type="checkbox"/> Completed
	8) Locate Numbers: Number Line 'a little easier': Numbered <ul style="list-style-type: none"> • Watch video. • Complete activity once. • This is hard but essential. Complete with support. 	8) Locate Numbers: Number Line 'a little easier': Numbered <ul style="list-style-type: none"> • Repeat activity. 	8) Locate Numbers: Number Line 'a little easier': Partly Numbered <ul style="list-style-type: none"> • Watch video. • Complete activity once. • This is hard but essential. Complete with support. 	8) Locate Numbers: Number Line 'a little easier': Partly Numbered <ul style="list-style-type: none"> • Repeat activity. <p>EP 3) Bond Blocks and 2 cm Cubes</p>
7	Day 1 Fluency 10 min <input type="checkbox"/> Completed	Day 2 10 min <input type="checkbox"/> Completed	Day 3 10 min <input type="checkbox"/> Completed	Day 4 10 min <input type="checkbox"/> Completed
	10) Fluency Ordering 'a little easier' <ul style="list-style-type: none"> • Watch video. • Complete activity once. 	10) Fluency Ordering 'a little easier' <ul style="list-style-type: none"> • Repeat activity. 	10) Fluency Ordering 'a little easier' <ul style="list-style-type: none"> • Repeat activity. 	10) Locate Numbers: Number Line 'a little easier' <ul style="list-style-type: none"> • Repeat activity. <p>EP 3) Bond Blocks and 2 cm Cubes</p>



Counting Forwards 1 to 10

Week	Activity			
1	Day 1 Understanding 10 min <input type="checkbox"/> Completed	Day 2 10 min <input type="checkbox"/> Completed	Day 3 10 min <input type="checkbox"/> Completed	Day 4 10 min <input type="checkbox"/> Completed
				
	1) Starting at One: Using Cubes Session 1: Cubes Only <ul style="list-style-type: none"> Watch Session 1 video. Complete "Instructions - Set Up" and "Instructions - Counting". 	1) Starting at One: Using Cubes Session 2: Cubes Only <ul style="list-style-type: none"> Watch Session 2 video. Repeat "Instructions - Set Up" and "Instructions - Counting". 	1) Starting at One: Using Cubes Session 3: Cubes and Bond Blocks <ul style="list-style-type: none"> Watch Session 3 video. Complete "Instructions - Set Up" and "Instructions - Counting". 	1) Starting at One: Using Cubes Session 3: Cubes and Bond Blocks <ul style="list-style-type: none"> Repeat "Instructions - Set Up" and "Instructions - Counting".
2	Day 1 Fluency 10 min <input type="checkbox"/> Completed	Day 2 10 min <input type="checkbox"/> Completed	Day 3 10 min <input type="checkbox"/> Completed	Day 4 10 min <input type="checkbox"/> Completed
		 and 	 and 	 and 
	2) Starting at One <ul style="list-style-type: none"> Watch video. Complete activity once. 	2) Starting at One <ul style="list-style-type: none"> Repeat activity. Matching Activity 1	2) Starting at One <ul style="list-style-type: none"> Repeat activity. Matching Activity 2	2) Starting at One <ul style="list-style-type: none"> Repeat activity. EP 4) How Many Cubes? Up to Three.
3	Day 1 Fluency 10 min <input type="checkbox"/> Completed	Day 2 10 min <input type="checkbox"/> Completed	Day 3 10 min <input type="checkbox"/> Completed	Day 4 10 min <input type="checkbox"/> Completed
		 and 	 and 	 and 
	3) With a Missing Number <ul style="list-style-type: none"> Watch video. Complete activity once. 	3) With a Missing Number <ul style="list-style-type: none"> Repeat activity. Matching Activity 3	3) With a Missing Number <ul style="list-style-type: none"> Repeat activity. Matching Activity 4	3) With a Missing Number <ul style="list-style-type: none"> Repeat activity. EP 4) How Many Cubes? Up to Three.

Week	Activity			
4	Day 1 Fluency 10 min <input type="checkbox"/> Completed	Day 2 10 min <input type="checkbox"/> Completed	Day 3 10 min <input type="checkbox"/> Completed	Day 4 10 min <input type="checkbox"/> Completed
	<p>4) Number Track</p> <ul style="list-style-type: none"> • Watch video. • Complete activity once. 	<p>4) Number Track</p> <ul style="list-style-type: none"> • Repeat activity. <p>Matching Activity 5</p>	<p>4) Number Track</p> <ul style="list-style-type: none"> • Repeat activity. <p>Matching Activity 6</p>	<p>4) Number Track</p> <ul style="list-style-type: none"> • Repeat activity. <p>EP 5) Building Roads: Routes</p>
5	Day 1 Fluency 10 min <input type="checkbox"/> Completed	Day 2 10 min <input type="checkbox"/> Completed	Day 3 10 min <input type="checkbox"/> Completed	Day 4 10 min <input type="checkbox"/> Completed
	<p>5) From Any Number</p> <ul style="list-style-type: none"> • Watch video. • Complete activity once. 	<p>5) From Any Number</p> <ul style="list-style-type: none"> • Repeat activity. <p>Matching Activity 7</p>	<p>5) From Any Number</p> <ul style="list-style-type: none"> • Repeat activity. <p>Matching Activity 8</p>	<p>5) From Any Number</p> <ul style="list-style-type: none"> • Repeat activity. <p>EP 5) Building Roads: Routes</p>
6	Day 1 Fluency 10 min <input type="checkbox"/> Completed	Day 2 10 min <input type="checkbox"/> Completed	Day 3 10 min <input type="checkbox"/> Completed	Day 4 10 min <input type="checkbox"/> Completed
	<p>6) Number After: Steps</p> <ul style="list-style-type: none"> • Watch video. • Complete activity once. 	<p>6) Number After: Steps</p> <ul style="list-style-type: none"> • Repeat activity. <p>Choosing Activity 1</p>	<p>6) Number After: Steps</p> <ul style="list-style-type: none"> • Repeat activity. <p>Choosing Activity 2</p>	<p>6) Number After: Steps</p> <ul style="list-style-type: none"> • Repeat activity. <p>EP 6) Building Roads: Wheels and Ramps</p>
7	Day 1 Fluency 10 min <input type="checkbox"/> Completed	Day 2 10 min <input type="checkbox"/> Completed	Day 3 10 min <input type="checkbox"/> Completed	Day 4 10 min <input type="checkbox"/> Completed
	<p>7) Number After: Number Track</p> <ul style="list-style-type: none"> • Watch video. • Complete activity once. • See 'a little easier' differentiation instruction. 	<p>7) Number After: Number Track</p> <ul style="list-style-type: none"> • Repeat activity. <p>Choosing Activity 3</p>	<p>7) Number After: Number Track</p> <ul style="list-style-type: none"> • Repeat activity. <p>Choosing Activity 4</p>	<p>6) Number After: Steps</p> <ul style="list-style-type: none"> • Repeat activity. <p>EP 6) Building Roads: Wheels and Ramps</p>



Week	Activity			
8	Day 1 Understanding 10 min <input type="checkbox"/> Completed	Day 2 10 min <input type="checkbox"/> Completed	Day 3 10 min <input type="checkbox"/> Completed	Day 4 10 min <input type="checkbox"/> Completed
	8) Locate Numbers: Number Line <<>> Locate 1, 2, 3, 5, 9 <ul style="list-style-type: none"> • Watch video. • Complete activity using the 'a little easier' differentiation instructions "Locate 1, 2, 3, 5, 9". • This is hard. Working with number lines lays the foundation for next year. 	8) Locate Numbers: Number Line <<>> Locate 1, 2, 3, 5, 9 <ul style="list-style-type: none"> • Repeat activity. Choosing Activity 5	8) Locate Numbers: Number Line <<>> Locate 4, 6, 7, 8 <ul style="list-style-type: none"> • Watch video. • Complete activity using the 'a little easier' differentiation instructions "Locate 4, 6, 7, 8". Choosing Activity 6	8) Locate Numbers: Number Line <<>> Locate 4, 6, 7, 8 <ul style="list-style-type: none"> • Repeat activity. EP 7) Building Roads: Counting Order
9	Day 1 Understanding 10 min <input type="checkbox"/> Completed	Day 2 10 min <input type="checkbox"/> Completed	Day 3 10 min <input type="checkbox"/> Completed	Day 4 10 min <input type="checkbox"/> Completed
	9) Number After: Number Line <<>> Locate 1, 2, 3, 5, 9 <ul style="list-style-type: none"> • Watch video. • Complete activity using the 'a little easier' differentiation instructions "Locate 1, 2, 3, 5, 9". • This is hard. Working with number lines lays the foundation for next year. 	9) Number After: Number Line <<>> Locate 1, 2, 3, 5, 9 <ul style="list-style-type: none"> • Repeat activity. Choosing Activity 7	9) Number After: Number Line <<>> Locate 4, 6, 7, 8 <ul style="list-style-type: none"> • Watch video. • Complete activity using the 'a little easier' differentiation instructions "Locate 4, 6, 7, 8". Choosing Activity 8	9) Number After: Number Line <<>> Locate 4, 6, 7, 8 <ul style="list-style-type: none"> • Repeat activity. EP 7) Building Roads: Counting Order
10	Day 1 Fluency 10 min <input type="checkbox"/> Completed	Day 2 10 min <input type="checkbox"/> Completed	Day 3 10 min <input type="checkbox"/> Completed	Day 4 10 min <input type="checkbox"/> Completed
	10) Fluency Ordering <ul style="list-style-type: none"> • Watch video. • Complete activity once. 	10) Fluency Ordering <ul style="list-style-type: none"> • Repeat activity. Choosing Activity 9	10) Fluency Ordering <ul style="list-style-type: none"> • Repeat activity. Choosing Activity 10	4) Number Track <ul style="list-style-type: none"> • Repeat activity.



Counting Backwards 10 to 1

Week	Activity			
1	Day 1 Fluency 10 min <input type="checkbox"/> Completed	Day 2 10 min <input type="checkbox"/> Completed	Day 3 10 min <input type="checkbox"/> Completed	Day 4 10 min <input type="checkbox"/> Completed
		and	and	and
	11) Starting at Ten <ul style="list-style-type: none"> • Watch video. • Complete activity once. 	11) Starting at Ten <ul style="list-style-type: none"> • Repeat activity. Building Activity 1	11) Starting at Ten <ul style="list-style-type: none"> • Repeat activity. Building Activity 2	11) Starting at Ten <ul style="list-style-type: none"> • Repeat activity. EP 8) Building Towers
2	Day 1 Fluency 10 min <input type="checkbox"/> Completed	Day 2 10 min <input type="checkbox"/> Completed	Day 3 10 min <input type="checkbox"/> Completed	Day 4 10 min <input type="checkbox"/> Completed
		and	and	and
	12) With a Missing Number <ul style="list-style-type: none"> • Watch video. • Complete activity once. 	12) With a Missing Number <ul style="list-style-type: none"> • Repeat activity. Building Activity 3	12) With a Missing Number <ul style="list-style-type: none"> • Repeat activity. Building Activity 4	12) With a Missing Number <ul style="list-style-type: none"> • Repeat activity. EP 8) Building Towers
3	Day 1 Fluency 10 min <input type="checkbox"/> Completed	Day 2 10 min <input type="checkbox"/> Completed	Day 3 10 min <input type="checkbox"/> Completed	Day 4 10 min <input type="checkbox"/> Completed
		and	and	and
	13) Number Track <ul style="list-style-type: none"> • Watch video. • Complete activity once. 	13) Number Track <ul style="list-style-type: none"> • Repeat activity. Building Activity 5	13) Number Track <ul style="list-style-type: none"> • Repeat activity. Building Activity 6	13) Number Track <ul style="list-style-type: none"> • Repeat activity. EP 9) Building Steps: Counting Forwards



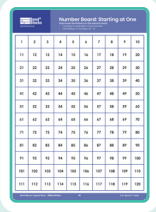


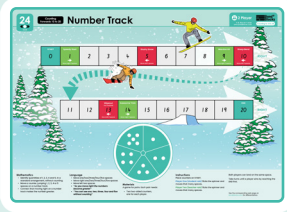


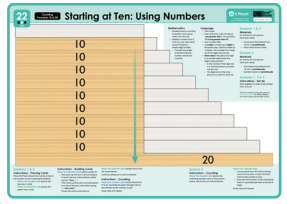

Week	Activity			
4	Day 1 Fluency 10 min <input type="checkbox"/> Completed	Day 2 10 min <input type="checkbox"/> Completed	Day 3 10 min <input type="checkbox"/> Completed	Day 4 10 min <input type="checkbox"/> Completed
	14) From Any Number <ul style="list-style-type: none"> • Watch video. • Complete activity once. 	14) From Any Number <ul style="list-style-type: none"> • Repeat activity. Building Activity 7	14) From Any Number <ul style="list-style-type: none"> • Repeat activity. Building Activity 8	14) From Any Number <ul style="list-style-type: none"> • Repeat activity. EP 9) Building Steps: Counting Forwards
5	Day 1 Fluency 10 min <input type="checkbox"/> Completed	Day 2 10 min <input type="checkbox"/> Completed	Day 3 10 min <input type="checkbox"/> Completed	Day 4 10 min <input type="checkbox"/> Completed
	15) Number Before: Steps <ul style="list-style-type: none"> • Watch video. • Complete activity once. 	15) Number Before: Steps <ul style="list-style-type: none"> • Repeat activity. Filling Activity 1	15) Number Before: Steps <ul style="list-style-type: none"> • Repeat activity. Filling Activity 2	15) Number Before: Steps <ul style="list-style-type: none"> • Repeat activity. EP 10) Building Steps: Counting Backwards
6	Day 1 Fluency 10 min <input type="checkbox"/> Completed	Day 2 10 min <input type="checkbox"/> Completed	Day 3 10 min <input type="checkbox"/> Completed	Day 4 10 min <input type="checkbox"/> Completed
	16) Number Before: Number Track <ul style="list-style-type: none"> • Watch video. • Complete activity once. • See 'a little easier' differentiation instruction. 	16) Number Before: Number Track <ul style="list-style-type: none"> • Repeat activity. Filling Activity 3	16) Number Before: Number Track <ul style="list-style-type: none"> • Repeat activity. Filling Activity 4	16) Number Before: Number Track <ul style="list-style-type: none"> • Repeat activity. EP 10) Building Steps: Counting Backwards

Week	Activity			
7	Day 1 Understanding 10 min <input type="checkbox"/> Completed	Day 2 10 min <input type="checkbox"/> Completed	Day 3 10 min <input type="checkbox"/> Completed	Day 4 10 min <input type="checkbox"/> Completed
	17) Number Line: Locate Number <<>> Locate 1, 2, 3, 5, 9 <ul style="list-style-type: none"> • Watch video. • Complete activity using the 'a little easier' differentiation instructions "Locate 1, 2, 3, 5, 9". • This is hard. Working with number lines lays the foundation for next year. 	17) Number Line: Locate Number <<>> Locate 1, 2, 3, 5, 9 <ul style="list-style-type: none"> • Repeat activity. Filling Activity 5	17) Number Line: Locate Number <<>> Locate 4, 6, 7, 8 <ul style="list-style-type: none"> • Watch video. • Complete activity using the 'a little easier' differentiation instructions "Locate 4, 6, 7, 8". Filling Activity 6	15) Number Before: Steps <<>> Locate 4, 6, 7, 8 <ul style="list-style-type: none"> • Repeat activity. EP 11) Building Mountain Steps
8	Day 1 Understanding 10 min <input type="checkbox"/> Completed	Day 2 10 min <input type="checkbox"/> Completed	Day 3 10 min <input type="checkbox"/> Completed	Day 4 10 min <input type="checkbox"/> Completed
	18) Number Line: Number Before <<>> Locate 1, 2, 3, 5, 9 <ul style="list-style-type: none"> • Watch video. • Complete activity using the 'a little easier' differentiation instructions "Locate 1, 2, 3, 5, 9". • This is hard. Working with number lines lays the foundation for next year. 	18) Number Line: Number Before <<>> Locate 1, 2, 3, 5, 9 <ul style="list-style-type: none"> • Repeat activity. Filling Activity 7	18) Number Line: Number Before <<>> Locate 4, 6, 7, 8 <ul style="list-style-type: none"> • Watch video. • Complete activity using the 'a little easier' differentiation instructions "Locate 4, 6, 7, 8". Filling Activity 8	18) Number Line: Number Before <<>> Locate 4, 6, 7, 8 <ul style="list-style-type: none"> • Repeat activity. EP 11) Building Mountain Steps
9	Day 1 Fluency 10 min <input type="checkbox"/> Completed	Day 2 10 min <input type="checkbox"/> Completed	Day 3 10 min <input type="checkbox"/> Completed	Day 4 10 min <input type="checkbox"/> Completed
	19) Fluency Ordering <ul style="list-style-type: none"> • Watch video. • Complete activity once. 	19) Fluency Ordering <ul style="list-style-type: none"> • Repeat activity. Filling Activity 9	19) Fluency Ordering <ul style="list-style-type: none"> • Repeat activity. Filling Activity 10	13) Number Track <ul style="list-style-type: none"> • Repeat activity.



Counting Forwards 10 to 20

Week	Activity			
1	Day 1 Understanding 10 min <input type="checkbox"/> Completed	Day 2 10 min <input type="checkbox"/> Completed	Day 3 10 min <input type="checkbox"/> Completed	Day 4 10 min <input type="checkbox"/> Completed
	20) Starting at Ten: Using Cubes Session 1: Cubes Only <ul style="list-style-type: none"> Watch video. Stop after "Set Up" (2:00). Set up cubes. 	20) Starting at Ten: Using Cubes Session 1: Cubes Only <ul style="list-style-type: none"> Watch video from (2:00) "Instructions" to the end. Complete activity once. 	20) Starting at Ten: Using Cubes Session 1: Cubes Only <ul style="list-style-type: none"> Repeat activity. Note this means you do not need to do Session 2. 	Choosing Activity 11, 12, 13 or 14 <ul style="list-style-type: none"> Each student is given all four cards and completes as many as they can in 10 minutes.
2	Day 1 Understanding 10 min <input type="checkbox"/> Completed	Day 2 10 min <input type="checkbox"/> Completed	Day 3 10 min <input type="checkbox"/> Completed	Day 4 10 min <input type="checkbox"/> Completed
	20) Starting at Ten: Using Cubes Session 3: Cubes and Bond Blocks <ul style="list-style-type: none"> Watch video. Stop after "Check Numeral Orientation" (1:43). Set up cubes and blocks. 	20) Starting at Ten: Using Cubes Session 3: Cubes and Bond Blocks <ul style="list-style-type: none"> Watch video from (1:43) "Instructions". Complete activity once. 	20) Starting at Ten: Using Cubes Session 3: Cubes and Bond Blocks <ul style="list-style-type: none"> Repeat activity. 	Choosing Activity 15, 16, 17 or 18 <ul style="list-style-type: none"> Each student is given all four cards and completes as many as they can in 10 minutes.
3	Day 1 Understanding 10 min <input type="checkbox"/> Completed	Day 2 10 min <input type="checkbox"/> Completed	Day 3 10 min <input type="checkbox"/> Completed	Day 4 10 min <input type="checkbox"/> Completed
	21) Starting at Ten: Using Words Session 1 <ul style="list-style-type: none"> Watch video. Complete activity once. 	21) Starting at Ten: Using Words Session 1 <ul style="list-style-type: none"> Repeat activity. 	21) Starting at Ten: Using Words Session 1 <ul style="list-style-type: none"> Repeat activity. 	24) Number Track





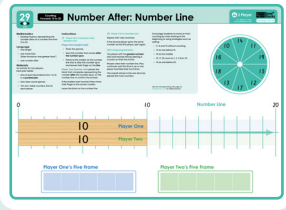


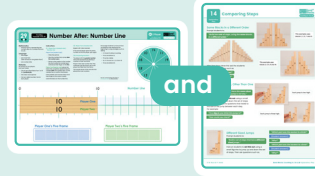
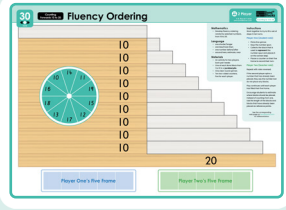

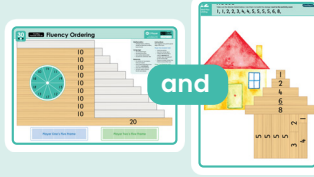

Week	Activity			
4	Day 1 Understanding 10 min <input type="checkbox"/> Completed	Day 2 10 min <input type="checkbox"/> Completed	Day 3 10 min <input type="checkbox"/> Completed	Day 4 10 min <input type="checkbox"/> Completed
				
	21) Starting at Ten: Using Words Session 2: Say 'teen' <ul style="list-style-type: none"> • Watch video. Stop after "Say 'teen' YOU DO" (4:43). • Print Number Board from activity webpage. • Complete 'Say 'teen' YOU DO'. 	21) Starting at Ten: Using Words Session 2: Say 'ty' <ul style="list-style-type: none"> • Watch video from (4:43) "ty' means lots of tens" and stop after "Say 'ty' WE DO" (6:17). • Complete "Say 'ty' WE DO". 	21) Starting at Ten: Using Words Session 3: Listening 'teen' and 'ty' <ul style="list-style-type: none"> • Watch video. Stop after "Number Boards YOU DO" (2:07). • Complete "Number Board YOU DO". 	24) Number Track
5	Day 1 Understanding 10 min <input type="checkbox"/> Completed	Day 2 10 min <input type="checkbox"/> Completed	Day 3 10 min <input type="checkbox"/> Completed	Day 4 10 min <input type="checkbox"/> Completed
				
	22) Starting at Ten: Using Numbers Session 1: Numbers <ul style="list-style-type: none"> • Watch video. Stop after "Numbers" (1:59). • Complete "Numbers" using a whiteboard. Session 1: Digits <ul style="list-style-type: none"> • Continue watching video from (1:59) 'Digit'. Stop after "Digit" (3:04). • Complete "Digits" using a whiteboard. 	22) Starting at Ten: Using Numbers Session 1: Place Value Arrow Cards Say "Tens then ones" <ul style="list-style-type: none"> • Watch video from (3:04) "Mathematics" to the end. • Complete as instructed. 	22) Starting at Ten: Using Numbers Session 1: 'a little easier': Say "Tens and ones" <ul style="list-style-type: none"> • Watch video in Differentiation section of activity webpage 22) Starting at Ten: Using Numbers 'a little easier' <ul style="list-style-type: none"> • Complete as instructed. 	22) Starting at Ten: Using Numbers Session 2: Place Value Arrow Cards Say "Tens add ones" <ul style="list-style-type: none"> • Watch video. • Complete as instructed.



Week	Activity			
6	Day 1 Understanding 10 min <input type="checkbox"/> Completed	Day 2 10 min <input type="checkbox"/> Completed	Day 3 10 min <input type="checkbox"/> Completed	Day 4 10 min <input type="checkbox"/> Completed
	22) Starting at Ten: Using Numbers Session 3: Number Cards Say "Number Names" <ul style="list-style-type: none"> Watch video. Complete as instructed. 	22) Starting at Ten: Using Numbers Session 3: Number Cards Say "Number Names" <ul style="list-style-type: none"> Repeat activity. 	22) Starting at Ten: Using Numbers Session 3: Number Cards Say "Number Names" <ul style="list-style-type: none"> Repeat activity if needed. Or teacher's choice of a previous activity as review. 	Choosing Activity 19, 20, 21 or 22 <ul style="list-style-type: none"> Each student is given all four cards and completes as many as they can in 10 minutes.
7	Day 1 Understanding 10 min <input type="checkbox"/> Completed	Day 2 10 min <input type="checkbox"/> Completed	Day 3 10 min <input type="checkbox"/> Completed	Day 4 10 min <input type="checkbox"/> Completed
	22) Starting at Ten: Using Numbers 'a little harder': Write Numbers <ul style="list-style-type: none"> Watch video in Differentiation section of activity webpage 22) Starting at Ten: Using Numbers 'a little harder' Complete as instructed. 	22) Starting at Ten: Using Numbers 'a little harder': Write Numbers <ul style="list-style-type: none"> Repeat activity. 	22) Starting at Ten: Using Numbers 'a little harder': Write Numbers <ul style="list-style-type: none"> Repeat activity. 	Choosing Activity 23, 24, 25 or 26 <ul style="list-style-type: none"> Each student is given all four cards and completes as many as they can in 10 minutes.
8	Day 1 Fluency 10 min <input type="checkbox"/> Completed	Day 2 10 min <input type="checkbox"/> Completed	Day 3 10 min <input type="checkbox"/> Completed	Day 4 10 min <input type="checkbox"/> Completed
	23) With a Missing Number <ul style="list-style-type: none"> Watch video. Complete activity once. 	23) With a Missing Number <ul style="list-style-type: none"> Repeat activity. Building Activity 9	23) With a Missing Number <ul style="list-style-type: none"> Repeat activity. Building Activity 10	23) With a Missing Number <ul style="list-style-type: none"> Repeat activity. EP 12) How Many Cubes? Four or More.


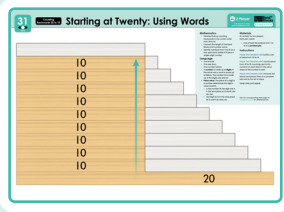


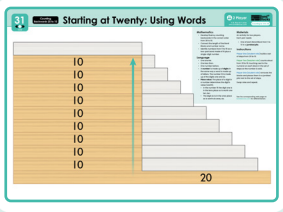

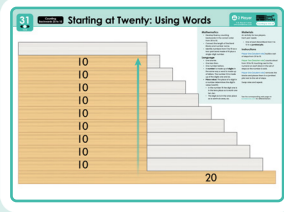
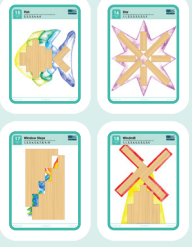
Week	Activity			
9	Day 1 Fluency 10 min <input type="checkbox"/> Completed	Day 2 10 min <input type="checkbox"/> Completed	Day 3 10 min <input type="checkbox"/> Completed	Day 4 10 min <input type="checkbox"/> Completed
	25) From Any Number <ul style="list-style-type: none"> • Watch video. • Complete activity once. 	25) From Any Number <ul style="list-style-type: none"> • Repeat activity. Building Activity 11	25) From Any Number <ul style="list-style-type: none"> • Repeat activity. Building Activity 12	25) From Any Number <ul style="list-style-type: none"> • Repeat activity. EP 12) How Many Cubes? Four or More.
10	Day 1 Fluency 10 min <input type="checkbox"/> Completed	Day 2 10 min <input type="checkbox"/> Completed	Day 3 10 min <input type="checkbox"/> Completed	Day 4 10 min <input type="checkbox"/> Completed
	26) Number After: Steps <ul style="list-style-type: none"> • Watch video. • Complete activity once. 	26) Number After: Steps <ul style="list-style-type: none"> • Repeat activity. Building Activity 13	26) Number After: Steps <ul style="list-style-type: none"> • Repeat activity. Building Activity 14	26) Number After: Steps and <ul style="list-style-type: none"> • Repeat activity. EP 13) Building Roads: Comparing Numbers
11	Day 1 Fluency 10 min <input type="checkbox"/> Completed	Day 2 10 min <input type="checkbox"/> Completed	Day 3 10 min <input type="checkbox"/> Completed	Day 4 10 min <input type="checkbox"/> Completed
	27) Number After: Number Track <ul style="list-style-type: none"> • Watch video. • Complete activity once. • See 'a little easier' differentiation instruction. 	27) Number After: Number Track <ul style="list-style-type: none"> • Repeat activity. Building Activity 15	27) Number After: Number Track <ul style="list-style-type: none"> • Repeat activity. Building Activity 16	27) Number After: Number Track <ul style="list-style-type: none"> • Repeat activity. EP 13) Building Roads: Comparing Numbers







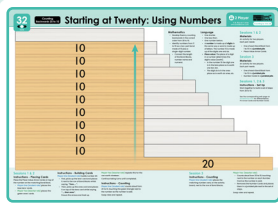


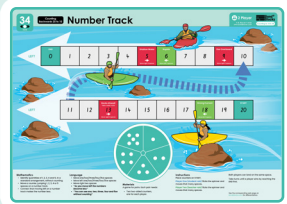
Week	Activity					
12	<p>Day 1 Understanding</p> <p>🕒 10 min <input type="checkbox"/> Completed</p>  <p>28) Locate Numbers: Number Line ◀▶▶▶ Locate 11, 12, 13, 15, 19</p> <ul style="list-style-type: none"> • Watch video. • Complete activity using the 'a little easier' differentiation instructions "Locate 11, 12, 13, 15, 19". • This is hard. Working with number lines lays the foundation for next year. 	<p>Day 2</p> <p>🕒 10 min <input type="checkbox"/> Completed</p>  <p>28) Locate Numbers: Number Line ◀▶▶▶ Locate 11, 12, 13, 15, 19</p> <ul style="list-style-type: none"> • Repeat activity. <p>Building Activity 17</p>	<p>Day 3</p> <p>🕒 10 min <input type="checkbox"/> Completed</p>  <p>28) Locate Numbers: Number Line ◀▶▶▶ Locate 14, 16, 17, 18</p> <ul style="list-style-type: none"> • Watch video. • Complete activity using the 'a little easier' differentiation instructions "Locate 14, 16, 17, 18". <p>Building Activity 18</p>	<p>Day 4</p> <p>🕒 10 min <input type="checkbox"/> Completed</p>  <p>28) Locate Numbers: Number Line ◀▶▶▶ Locate 14, 16, 17, 18</p> <ul style="list-style-type: none"> • Repeat activity. <p>EP 14) Comparing Steps</p>		
	13	<p>Day 1 Understanding</p> <p>🕒 10 min <input type="checkbox"/> Completed</p>  <p>29) Number After: Number Line ◀▶▶▶ Locate 11, 12, 13, 15, 19</p> <ul style="list-style-type: none"> • Watch video. • Complete activity using the 'a little easier' differentiation instructions "Locate 11, 12, 13, 15, 19". • This is hard. Working with number lines lays the foundation for next year. 	<p>Day 2</p> <p>🕒 10 min <input type="checkbox"/> Completed</p>  <p>29) Number After: Number Line ◀▶▶▶ Locate 11, 12, 13, 15, 19</p> <ul style="list-style-type: none"> • Repeat activity. <p>Building Activity 19</p>	<p>Day 3</p> <p>🕒 10 min <input type="checkbox"/> Completed</p>  <p>29) Number After: Number Line ◀▶▶▶ Locate 14, 16, 17, 18</p> <ul style="list-style-type: none"> • Watch video. • Complete activity using the 'a little easier' differentiation instructions "Locate 14, 16, 17, 18". <p>Building Activity 20</p>	<p>Day 4</p> <p>🕒 10 min <input type="checkbox"/> Completed</p>  <p>29) Number After: Number Line ◀▶▶▶ Locate 14, 16, 17, 18</p> <ul style="list-style-type: none"> • Repeat activity. <p>EP 14) Comparing Steps</p>	
		14	<p>Day 1 Fluency</p> <p>🕒 10 min <input type="checkbox"/> Completed</p>  <p>30) Fluency Ordering</p> <ul style="list-style-type: none"> • Watch video. • Complete activity once. 	<p>Day 2</p> <p>🕒 10 min <input type="checkbox"/> Completed</p>  <p>30) Fluency Ordering</p> <ul style="list-style-type: none"> • Repeat activity. <p>Building Activity 21</p>	<p>Day 3</p> <p>🕒 10 min <input type="checkbox"/> Completed</p>  <p>30) Fluency Ordering</p> <ul style="list-style-type: none"> • Repeat activity. <p>Building Activity 22</p>	<p>Day 4</p> <p>🕒 10 min <input type="checkbox"/> Completed</p>  <p>24) Number Track</p> <ul style="list-style-type: none"> • Complete activity.




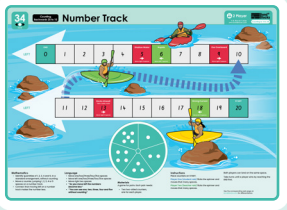




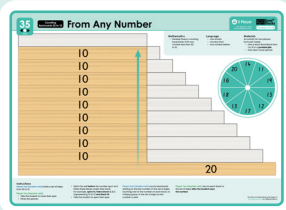
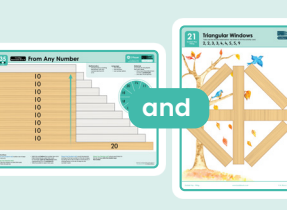




Counting Backwards 20 to 10

Week	Activity			
1	Day 1 Understanding 10 min <input type="checkbox"/> Completed  31) Starting at Twenty: Using Words Session 1: Say 'teen' <ul style="list-style-type: none"> Print Number Board from activity webpage. Watch video. Stop after "Number Board say 'ty'" (4:00). Complete "Say 'teen' YOU DO". 	Day 2 10 min <input type="checkbox"/> Completed  31) Starting at Twenty: Using Words Session 1: Say 'ty' <ul style="list-style-type: none"> Watch video from (4:00) "Materials Set Up" to the end. Complete as instructed. 	Day 3 10 min <input type="checkbox"/> Completed  31) Starting at Twenty: Using Words Session 2: 'teen' means <ul style="list-style-type: none"> Watch video. Stop after "teen means WE DO" (1:56). Complete "teen means WE DO". Session 2: 'ty' means <ul style="list-style-type: none"> Watch video from (1:56) "ty' means I DO" and stop after "ty' means WE DO" (2:43). Complete "ty' means WE DO". 	Day 4 10 min <input type="checkbox"/> Completed  Filling Activity 11, 12, 13 or 14 <ul style="list-style-type: none"> Each student is given all four cards and completes as many as they can in 10 minutes.
	Day 1 Understanding 10 min <input type="checkbox"/> Completed  31) Starting at Twenty: Using Words Session 2: Say 'ty' <ul style="list-style-type: none"> Watch video from (2:43) "YOU DO" to the end. Complete as instructed. 	Day 2 10 min <input type="checkbox"/> Completed  31) Starting at Twenty: Using Words Session 3: Listening 'teen' and 'ty' <ul style="list-style-type: none"> Watch video. Stop after "Number Board YOU DO" (2:06). Complete "Number Boards YOU DO". 	Day 3 10 min <input type="checkbox"/> Completed  31) Starting at Twenty: Using Words Session 3 <ul style="list-style-type: none"> Watch video from (2:06) "Activity Board YOU DO" to the end. Complete as instructed. 	Day 4 10 min <input type="checkbox"/> Completed  Filling Activity 15, 16, 17 or 18 <ul style="list-style-type: none"> Each student is given all four cards and completes as many as they can in 10 minutes.



Week	Activity			
<p style="font-size: 2em; font-weight: bold; text-align: center;">3</p>	<p>Day 1 Understanding</p> <p> 10 min <input type="checkbox"/> Completed</p>	<p>Day 2</p> <p> 10 min <input type="checkbox"/> Completed</p>	<p>Day 3</p> <p> 10 min <input type="checkbox"/> Completed</p>	<p>Day 4</p> <p> 10 min <input type="checkbox"/> Completed</p>
	<div style="text-align: center;">  </div> <p>32) Starting at Twenty: Using Numbers</p> <p>Session 1: Numbers</p> <ul style="list-style-type: none"> • Watch video. Stop after "Numbers" (1:22). • Complete "Numbers" using a whiteboard. <p>Session 1: Digits</p> <ul style="list-style-type: none"> • Continue watching video from (1:22) 'Digit'. Stop after "Worth" (2:33). • Complete "Digits" using a whiteboard. 	<div style="text-align: center;">  </div> <p>32) Starting at Twenty: Using Numbers</p> <p>Session 1:</p> <p>Place Value Arrow Cards</p> <p>Say "Tens then ones"</p> <ul style="list-style-type: none"> • Watch video from (2:33) "Tens Cards and Ones Cards" to the end. • Complete as instructed. 	<div style="text-align: center;">  </div> <p>32) Starting at Twenty: Using Numbers</p> <p>◀▶ 'a little easier':</p> <p>Say "Tens and ones"</p> <ul style="list-style-type: none"> • Watch video in Differentiation section of activity webpage 32) <p>Starting at Twenty: Using Numbers 'a little easier'</p> <ul style="list-style-type: none"> • Complete as instructed. 	<div style="text-align: center;">  </div> <p>32) Starting at Twenty: Using Numbers</p> <p>Session 2:</p> <p>Place Value Arrow Cards</p> <p>Say "Tens add ones"</p> <ul style="list-style-type: none"> • Watch video. • Complete as instructed.
	<p>Day 1 Understanding</p> <p> 10 min <input type="checkbox"/> Completed</p>	<p>Day 2</p> <p> 10 min <input type="checkbox"/> Completed</p>	<p>Day 3</p> <p> 10 min <input type="checkbox"/> Completed</p>	<p>Day 4</p> <p> 10 min <input type="checkbox"/> Completed</p>
	<div style="text-align: center;">  </div> <p>32) Starting at Twenty: Using Numbers</p> <p>Session 3: Number Cards</p> <p>Say "Number Names"</p> <ul style="list-style-type: none"> • Watch video. • Complete as instructed. 	<div style="text-align: center;">  </div> <p>32) Starting at Twenty: Using Numbers</p> <p>Session 3: Number Cards</p> <p>Say "Number Names"</p> <ul style="list-style-type: none"> • Repeat activity. 	<div style="text-align: center;">  </div> <p>32) Starting at Twenty: Using Numbers</p> <p>Session 3: Number Cards</p> <p>Say "Number Names"</p> <ul style="list-style-type: none"> • Repeat activity if needed. • Or teacher's choice of a previous activity as review. 	<div style="text-align: center;">  </div> <p>34) Number Track</p>

Week	Activity			
5	Day 1 Understanding 10 min <input type="checkbox"/> Completed	Day 2 10 min <input type="checkbox"/> Completed	Day 3 10 min <input type="checkbox"/> Completed	Day 4 10 min <input type="checkbox"/> Completed
				
	32) Starting at Twenty: Using Numbers 'a little harder': Write Numbers <ul style="list-style-type: none"> Watch video in Differentiation section of activity webpage 32) Starting at Twenty: Using Numbers 'a little harder' <ul style="list-style-type: none"> Complete as instructed. 	32) Starting at Twenty: Using Numbers 'a little harder': Write Numbers <ul style="list-style-type: none"> Repeat activity. 	32) Starting at Twenty: Using Numbers 'a little harder': Write Numbers <ul style="list-style-type: none"> Repeat activity. 	34) Number Track
6	Day 1 Fluency 10 min <input type="checkbox"/> Completed	Day 2 10 min <input type="checkbox"/> Completed	Day 3 10 min <input type="checkbox"/> Completed	Day 4 10 min <input type="checkbox"/> Completed
				
	33) With a Missing Number <ul style="list-style-type: none"> Watch video. Complete activity once. 	33) With a Missing Number <ul style="list-style-type: none"> Repeat activity. Filling Activity 19	33) With a Missing Number <ul style="list-style-type: none"> Repeat activity. Filling Activity 20	33) With a Missing Number <ul style="list-style-type: none"> Repeat activity. EP 15) Comparing Mountain Steps
7	Day 1 Fluency 10 min <input type="checkbox"/> Completed	Day 2 10 min <input type="checkbox"/> Completed	Day 3 10 min <input type="checkbox"/> Completed	Day 4 10 min <input type="checkbox"/> Completed
				
	35) From Any Number <ul style="list-style-type: none"> Watch video. Complete activity once. 	35) From Any Number <ul style="list-style-type: none"> Repeat activity. Filling Activity 21	35) From Any Number <ul style="list-style-type: none"> Repeat activity. Filling Activity 22	35) From Any Number <ul style="list-style-type: none"> Repeat activity. EP 15) Comparing Mountain Step



Week	Activity			
8	Day 1 Fluency 10 min <input type="checkbox"/> Completed	Day 2 10 min <input type="checkbox"/> Completed	Day 3 10 min <input type="checkbox"/> Completed	Day 4 10 min <input type="checkbox"/> Completed
	<p>36) Number Before: Steps</p> <ul style="list-style-type: none"> • Watch video. • Complete activity once. 	<p>36) Number Before: Steps</p> <ul style="list-style-type: none"> • Repeat activity. <p>Filling Activity 23</p>	<p>36) Number Before: Steps</p> <ul style="list-style-type: none"> • Repeat activity. <p>Filling Activity 24</p>	<p>36) Number Before: Steps</p> <ul style="list-style-type: none"> • Repeat activity. <p>EP 16) Comparing Towers</p>
9	Day 1 Fluency 10 min <input type="checkbox"/> Completed	Day 2 10 min <input type="checkbox"/> Completed	Day 3 10 min <input type="checkbox"/> Completed	Day 4 10 min <input type="checkbox"/> Completed
	<p>37) Number Before: Number Track</p> <ul style="list-style-type: none"> • Watch video. • Complete activity once. • See 'a little easier' differentiation instruction. 	<p>36) Number Before: Steps</p> <ul style="list-style-type: none"> • Repeat activity. <p>Filling Activity 25</p>	<p>36) Number Before: Steps</p> <ul style="list-style-type: none"> • Repeat activity. <p>Filling Activity 26</p>	<p>36) Number Before: Steps</p> <ul style="list-style-type: none"> • Repeat activity. <p>EP 16) Comparing Towers</p>
10	Day 1 Understanding 10 min <input type="checkbox"/> Completed	Day 2 10 min <input type="checkbox"/> Completed	Day 3 10 min <input type="checkbox"/> Completed	Day 4 10 min <input type="checkbox"/> Completed
	<p>38) Locate Numbers: Number Line</p> <p> Locate 11, 12, 13, 15, 19</p> <ul style="list-style-type: none"> • Watch video. • Complete activity using the 'a little easier' differentiation instructions "Locate 1, 2, 3, 5, 9". • This is hard. Working with number lines lays the foundation for next year. 	<p>38) Locate Numbers: Number Line</p> <p> Locate 11, 12, 13, 15, 19</p> <ul style="list-style-type: none"> • Repeat activity <p>Filling Activity 27</p>	<p>38) Locate Numbers: Number Line</p> <p> Locate 14, 16, 17, 18</p> <ul style="list-style-type: none"> • Watch video. • Complete activity using the 'a little easier' differentiation instructions "Locate 4, 6, 7, 8". <p>Filling Activity 28</p>	<p>38) Locate Numbers: Number Line</p> <p> Locate 14, 16, 17, 18</p> <ul style="list-style-type: none"> • Repeat activity <p>EP 17) Building Walls</p>

Week	Activity			
11	<p>Day 1 Understanding</p> <p>🕒 10 min <input type="checkbox"/> Completed</p>  <p>39) Number Before: Number Line <math>\leftarrow \rightarrow</math> Locate 11, 12, 13, 15, 19</p> <ul style="list-style-type: none"> • Watch video. • Complete activity using the 'a little easier' differentiation instructions "Locate 1, 2, 3, 5, 9". • This is hard. Working with number lines lays the foundation for next year. 	<p>Day 2</p> <p>🕒 10 min <input type="checkbox"/> Completed</p>  <p>39) Number Before: Number Line <math>\leftarrow \rightarrow</math> Locate 11, 12, 13, 15, 19</p> <ul style="list-style-type: none"> • Repeat activity. <p>Filling Activity 29</p>	<p>Day 3</p> <p>🕒 10 min <input type="checkbox"/> Completed</p>  <p>39) Number Before: Number Line <math>\leftarrow \rightarrow</math> Locate 14, 16, 17, 18</p> <ul style="list-style-type: none"> • Watch video. • Complete activity using the 'a little easier' differentiation instructions "Locate 4, 6, 7, 8". <p>Filling Activity 30</p>	<p>Day 4</p> <p>🕒 10 min <input type="checkbox"/> Completed</p>  <p>39) Number Before: Number Line <math>\leftarrow \rightarrow</math> Locate 14, 16, 17, 18</p> <ul style="list-style-type: none"> • Repeat activity. <p>EP 17) Building Walls</p>
	12	<p>Day 1 Fluency</p> <p>🕒 10 min <input type="checkbox"/> Completed</p>  <p>40) Fluency Ordering</p> <ul style="list-style-type: none"> • Watch video. • Complete activity once. 	<p>Day 2</p> <p>🕒 10 min <input type="checkbox"/> Completed</p>  <p>40) Fluency Ordering</p> <ul style="list-style-type: none"> • Repeat activity. <p>Filling Activity 31</p>	<p>Day 3</p> <p>🕒 10 min <input type="checkbox"/> Completed</p>  <p>40) Fluency Ordering</p> <ul style="list-style-type: none"> • Repeat activity. <p>Filling Activity 32</p>